

BUILD THE **WILLYS MB**

JEEP



JEEP

BUILD THE WILLYS MB JEEP

BUILD THE **WILLYS MB**



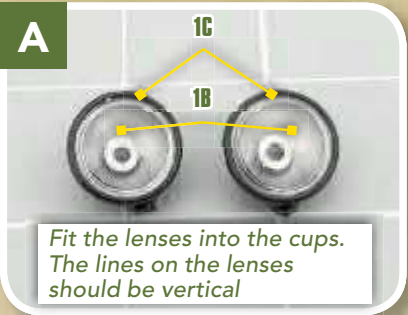

JEEP



Jeep, the Jeep grille and related logos, vehicle model names, and trade dress are trademarks of FCA US LLC and used under license by Premium Collections ©2022 FCA US LLC.



PARTS LIST






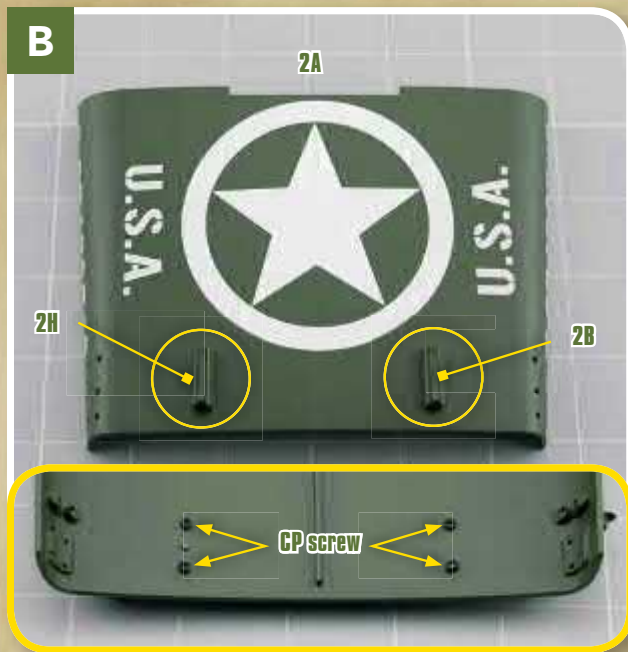

- 1A Grill panel
- 1B Headlight lenses
- 1C Headlight cups
- 1D Left headlight bracket (L)
- 1E Right headlight bracket (R)
- 1F Blackout headlight cups
- 1G Blackout lenses
- 1H Blackout covers
- 1I Left blackout bracket (L)
- 1J Right blackout bracket (R)
- 1K Grill bracket
- DM - 7 screws (1.7x4mm)
- AP - 5 screws (1.7x3mm)

PARTS LIST



- 2A Hood
- 2B Windshield support (L)
- 2C Windshield support pads
- 2D Retractor bases A
- 2E Retractor rods
- 2F Retractor bases B
- 2G Retractors
- 2H Windshield support (R)



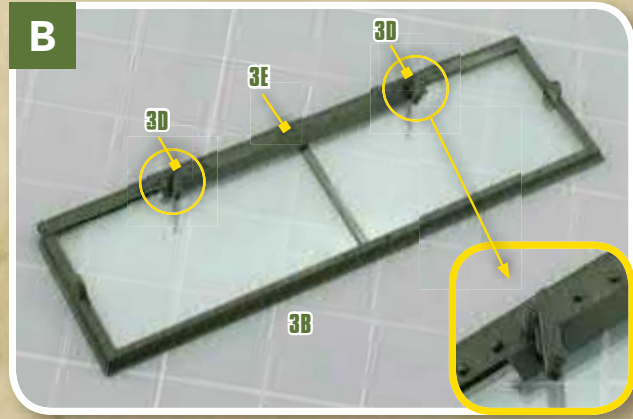
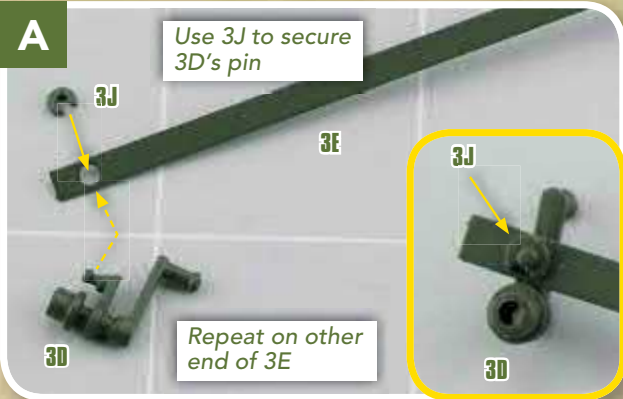
- CP - 5 screws (1.7x4mm)
- EM - 10 screws (1.5x3mm)






PARTS LIST



- 3A** Windshield frame
- 3B** Windshield
- 3C** Wipers
- 3D** Wiper cranks
- 3E** Crank rod
- 3F** Guide rail (L)
- 3G** Guide rail (R)
- 3H** Handle
- 3I** Pins
- 3J** Split collars
- AP** - 3 screws (1.7x3mm)
- BP** - 3 screws (1.5x4mm)
- CP** - 3 screws (1.7x4mm)

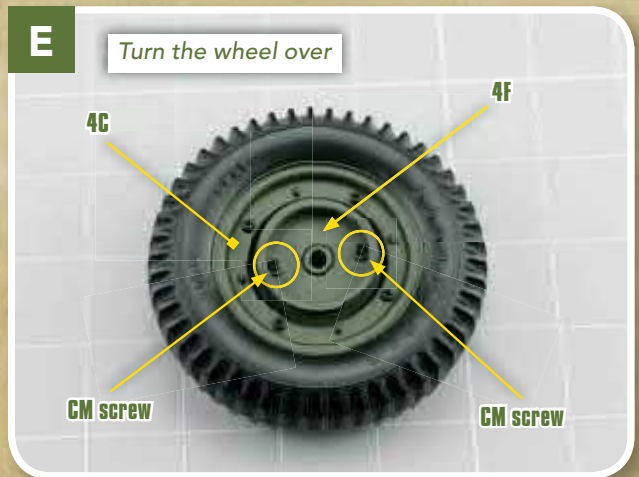

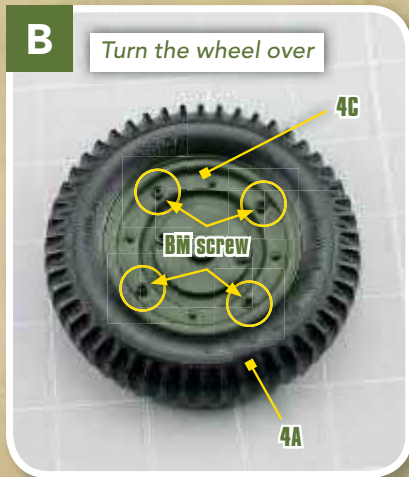





PARTS LIST







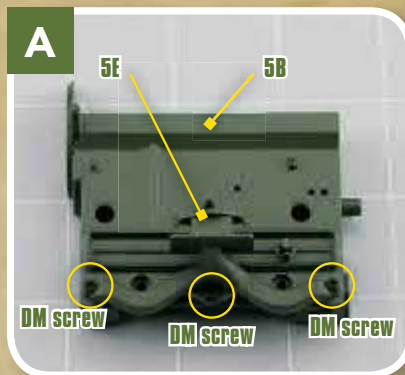
- 4A Tire
- 4B External rim
- 4C Internal rim
- 4D Hubcap
- 4E Washer
- 4F Brake drum
- CM - 3 screws (2x4mm)
- BM - 5 screws (2.3x4mm)



PARTS LIST



- 5A Oil pan
- 5B Engine block (L)
- 5C Engine block (R)
- 5D Intake manifold
- 5E Exhaust manifold
- 5F Distributor base
- DM - 4 screws (1.7x4mm)
- CP - 5 screws (1.7x4mm)
- FM - 5 screws (2x5mm)




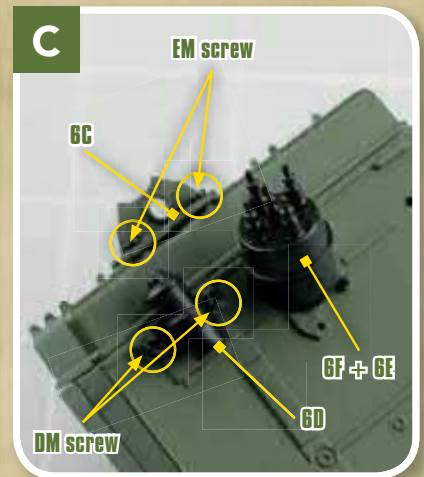




PARTS LIST



- 6A Cylinder head
- 6B Spark plugs A
- 6C Wires support
- 6D Ignition coil
- 6E Spark plugs B
- 6F Distributor cap
- 6G Wire A
- 6H Wires B



- EM - 3 screws (1.5x3mm)
- CM - 2 screws (2x4mm)
- DM - 3 screws (1.7x4mm)









PARTS LIST



- 7A Gearbox
- 7B Starter
- 7C Oil pump
- 7D Fuel pump support
- 7E Fuel pump
- 7F Fuel tube
- 7G PCV system tube
- 7H Carburetor support
- 7I Carburetor regulator
- 7J Carburetor body
- 7K Carburetor ring
- AP - 6 screws (1.7x3mm)
- DM - 5 screws (1.7x4mm)




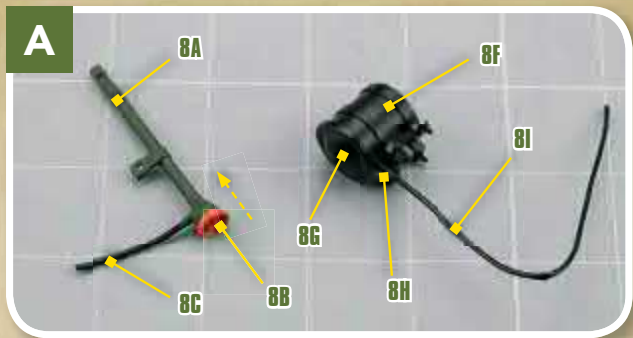




PARTS LIST



- 8A** Oil filling pipe
 - 8B** Pipe cap
 - 8C** Tube A
 - 8D** Support A
 - 8E** Support B
 - 8F** Oil filter body
 - 8G** Oil filter cap
 - 8H** Connector
 - 8I** Tube B
 - 8J** Alternator body
 - 8K** Alternator cap
 - 8L** Pulley
- AM** - 4 screws (1.5x4mm)
BP - 3 screws (1.5x4mm)
DM - 3 screws (1.7x4mm)





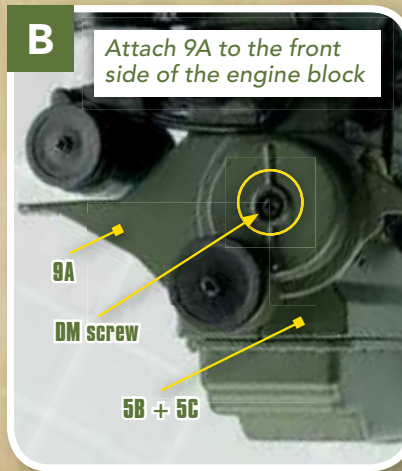



PARTS LIST



- 9A Engine front cover
- 9B Crankshaft pulley A
- 9C Crankshaft pulley B
- 9D Water pump
- 9E Pulley A
- 9F Pulley B
- 9G Fan
- 9H Belt
- 9I Exhaust pipe

DM - 4 screws (1.7x4mm)
DP - 2 screws (2x4mm)


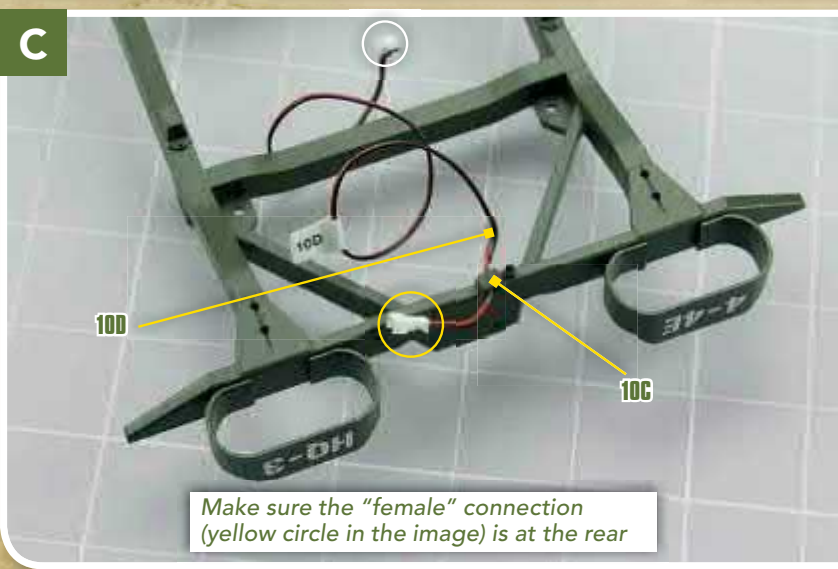
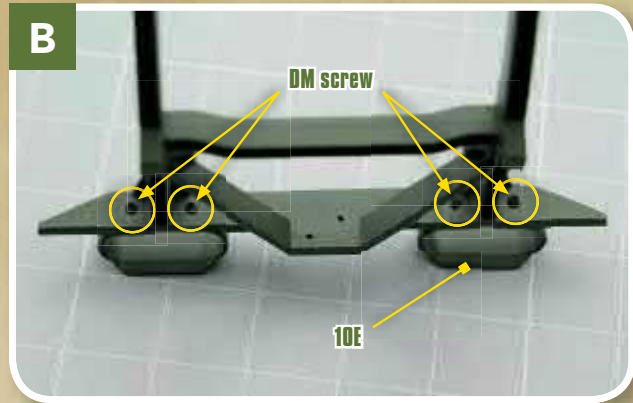



PARTS LIST



- 10A** Chassis
- 10B** Rear bumper (L)
- 10C** Fairlead
- 10D** Wire
- 10E** Rear bumper (R)

- DM** - 6 screws (1.7x4mm)



Make sure the "female" connection (yellow circle in the image) is at the rear

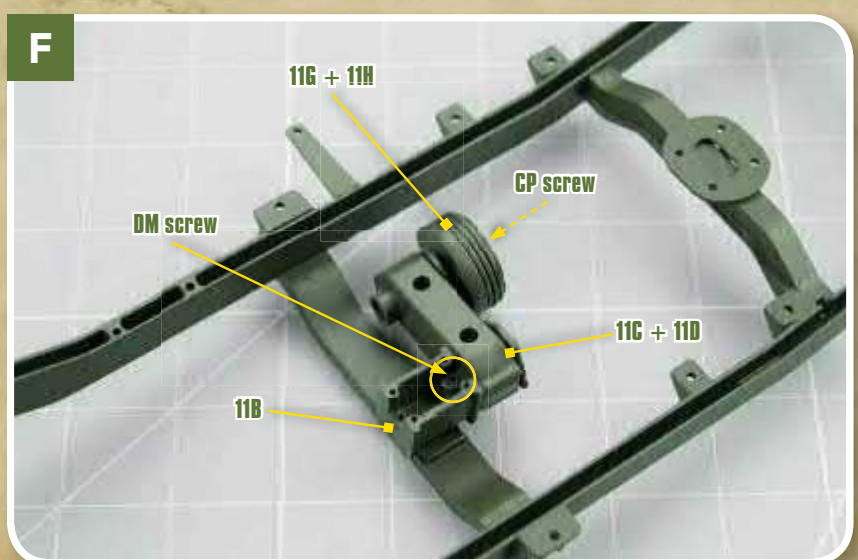



PARTS LIST

- 11A Machine gun mount plate
- 11B Gearbox support
- 11C Gearbox casing A
- 11D Gearbox casing B
- 11E Gearbox casing cap
- 11F Transmission shaft cap
- 11G Parking brake drum cover
- 11H Parking brake drum
- 11I Oil plug

DM - 2 screws (1.7x4mm)

FM - 2 screws (2x5mm)




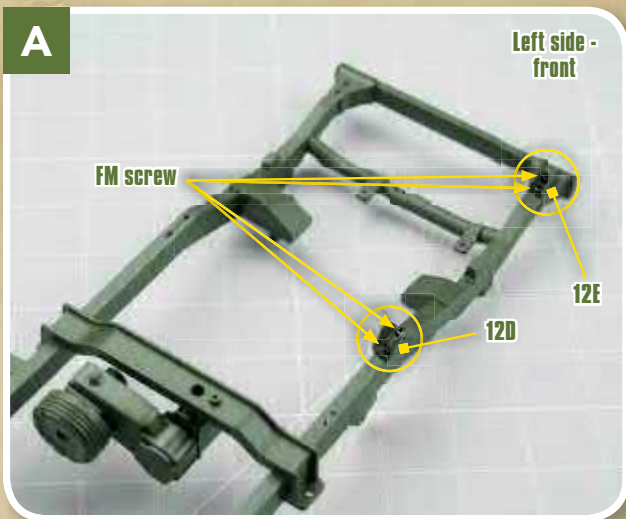
CP - 8 screws (1.7x4mm)



PARTS LIST

- 12A Leaf spring (front)
- 12B Leaf spring hinge
- 12C Leaf spring C hinge
- 12D Leaf spring support A
- 12E Leaf spring support B
- 12F Leaf spring plate hinges

FM - 9 screws (2x5mm)




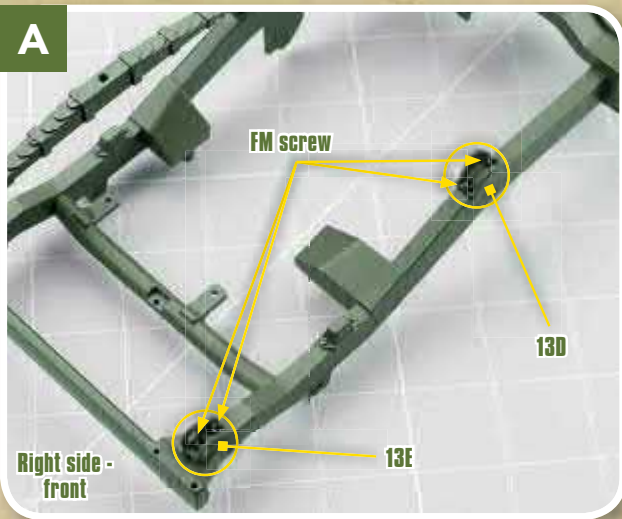


PARTS LIST



- 13A Leaf spring (front)
- 13B Leaf spring hinge
- 13C Leaf spring C hinge
- 13D Leaf spring support A
- 13E Leaf spring support B





- FM - 7 screws (2x5mm)
- GM - 2 screws (2x8mm)



PARTS LIST

- 14A** Front axle
- 14B** U-bolts
- 14C** Right front clip plate
- 14D** Left front clip plate

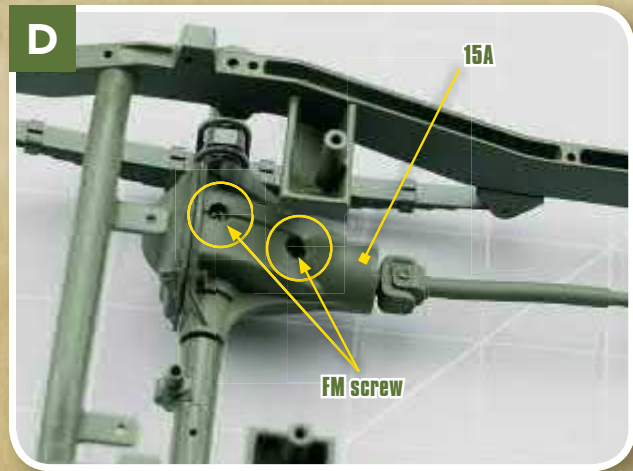



- CM** - 3 screws (2x4mm)
- HM** - 3 screws (2x13mm)



PARTS LIST

- 15A** Front differential A
- 15B** Front differential B
- 15C** Front differential C
- 15D** Front transmission shaft

- FM** - 3 screws (2x5mm)
- CM** - 3 screws (2x4mm)







PARTS LIST



16A Shock absorber casings
16B Shock absorber rods
16C Shock absorber springs




FM - 3 screws (2x5mm)
PM - 3 screws (2.3x5mm)



PARTS LIST



- | | |
|---------------------------|----------------------------------|
| 17A Steering rod A | DM - 5 screws (1.7x4mm) |
| 17B Steering rod B | IM - 2 screws (2x6mm) |
| 17C Steering rod C | JM - 2 screws |
| 17D Gear | (1.7x3x5.5mm) |
| 17E Steering box | KM - 2 screws (2x4x5.5mm) |



PARTS LIST

18A Front axle stubs

18B Steering arm (L)

18C Steering arm (R)





18D Tie rod A

18E Tie rod B

IM - 5 screws (2x6mm)

LM - 3 screws (2.3x6mm)

MM - 3 screws (2.3x10mm)


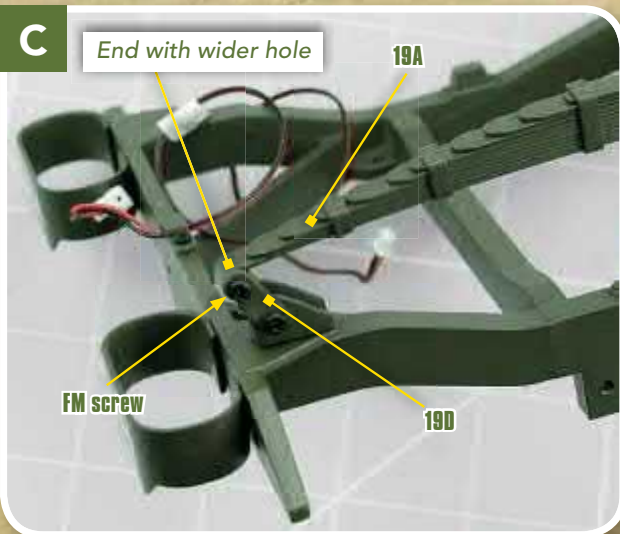
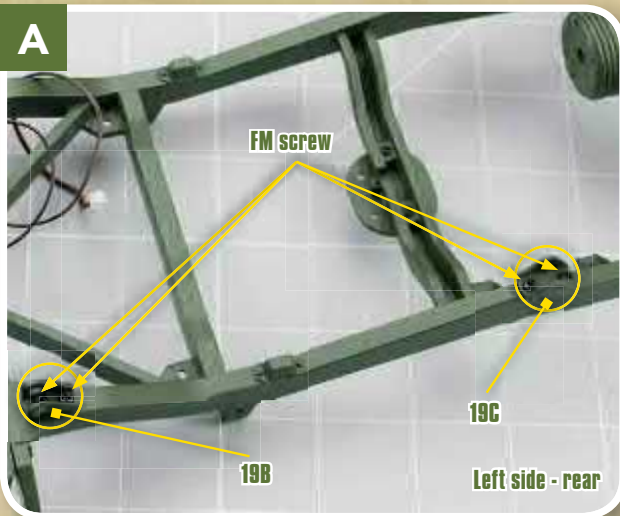


PARTS LIST



- 19A Leaf spring (rear)
- 19B Leaf spring support A
- 19C Leaf spring support B
- 19D Leaf spring hinge
- 19E Leaf spring C hinge

- FM - 7 screws (2x5mm)
- GM - 2 screws (2x8mm)


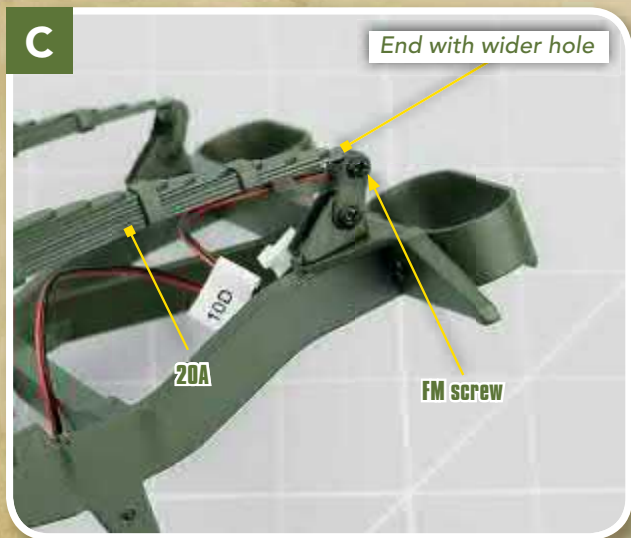



PARTS LIST



- 20A** Leaf spring (rear)
- 20B** Leaf spring support A
- 20C** Leaf spring support B
- 20D** Leaf spring hinge
- 20E** Leaf spring C hinge



- FM** - 7 screws (2x5mm)
- GM** - 2 screws (2x8mm)



PARTS LIST







21A Rear axle
21B Rear clip plates
NM - 3 screws (2x15mm)



PARTS LIST




- 22A** Shock absorber casings
- 22B** Shock absorber rods
- 22C** Shock absorber springs

- FM** - 3 screws (2x5mm)
- PM** - 3 screws (2.3x5mm)



PARTS LIST

- 23A U-bolts
- 23B Rear axle stubs




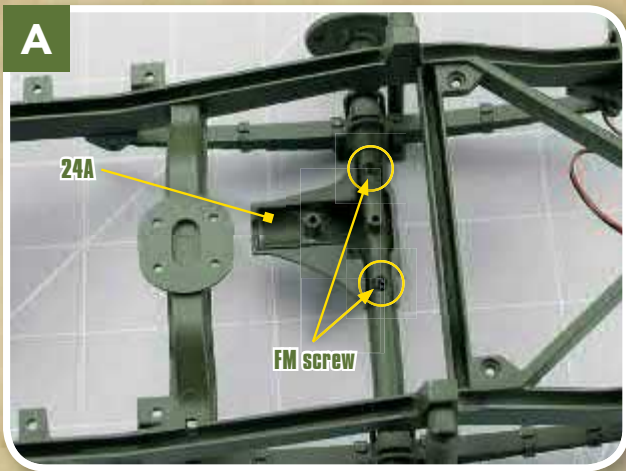



Repeat steps A-B-C on other side

PARTS LIST

- 24A** Rear differential A
- 24B** Rear differential B
- 24C** Rear differential cover C
- 24D** Differential caps A
- 24E** Differential caps B
- 24F** Rear transmission shaft

FM - 5 screws (2x5mm)



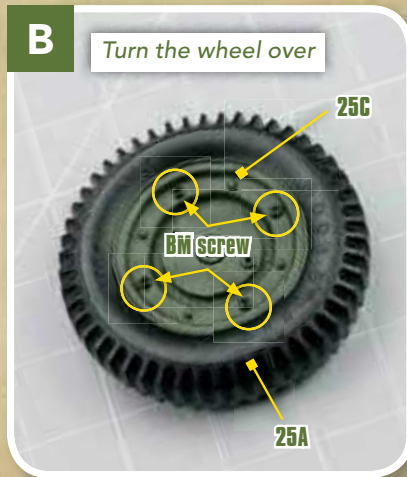


PARTS LIST




- 25A Tire
- 25B External rim
- 25C Internal rim
- 25D Hubcap
- 25E Washer
- 25F Brake drum





- CM - 3 screws (2x4mm)
- BM - 5 screws (2.3x4mm)
- DM - 3 screws (2.3x5x5.5mm)

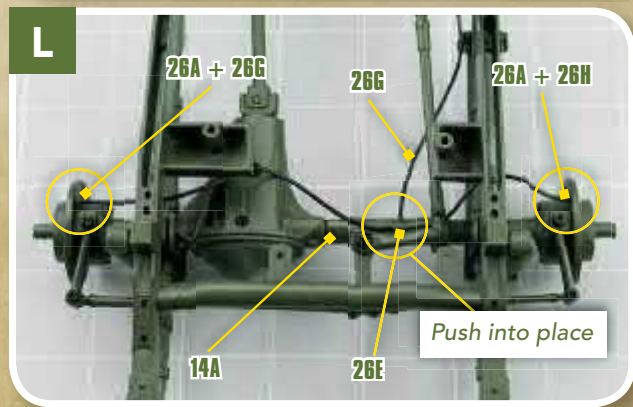
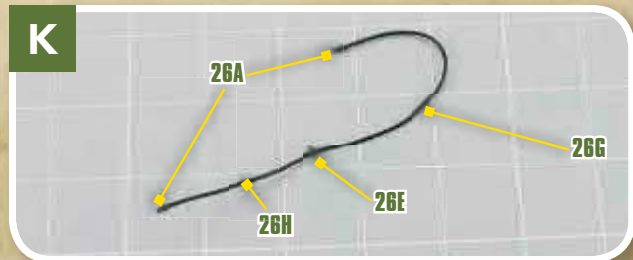





PARTS LIST



- 26A** Connectors A
- 26B** Connector B
- 26C** Brake valve
- 26D** Brake valve frame
- 26E** Connector C
- 26F** Connector D
- 26G** Brake wires A
- 26H** Brake wires B
- 26I** Brake wires C
- 26J** Brake wire D
- CP** - 3 screws (1.7x4mm)
- DM** - 3 screws (1.7x4mm)









PARTS LIST

- 27A Exhaust pipe A
- 27B Muffler bottom
- 27C Tailpipe

- CP - 4 screws (1.7x4mm)
- DM - 2 screws (1.7x4mm)






PARTS LIST



28A Front left fender
28B Bracket

DM - 3 screws (1.7x4mm)
FM - 3 screws (2x5mm)






PARTS LIST



29A Front right fender
29B Bracket

DM - 3 screws (1.7x4mm)
FM - 3 screws (2x5mm)



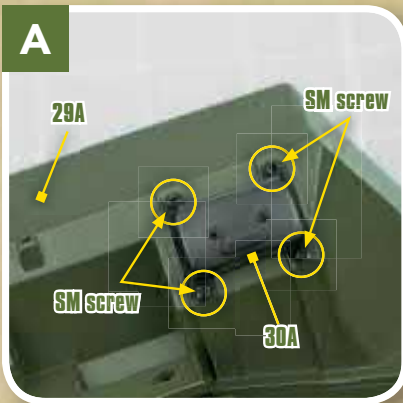


PARTS LIST



- 30A** Voltage regulator
- 30B** Battery
- 30C** Blackout drive light front
- 30D** Searchlight guard
- 30E** Mount plate
- 30F** Blackout drive light

SM - 5 screws (1.7x3mm)
CP - 4 screws (1.7x4mm)



PARTS LIST



31A



31B



31C




31D

- 31A Radiator front panel
- 31B Radiator rear panel
- 31C Radiator upper frame
- 31D Cap

- CP - 4 screws (1.7x4mm)
- EP - 3 screws (1.7x4x5mm)

A



31A

31B



EP screw

B



CP screw


31C

C



31D

D








CP screw



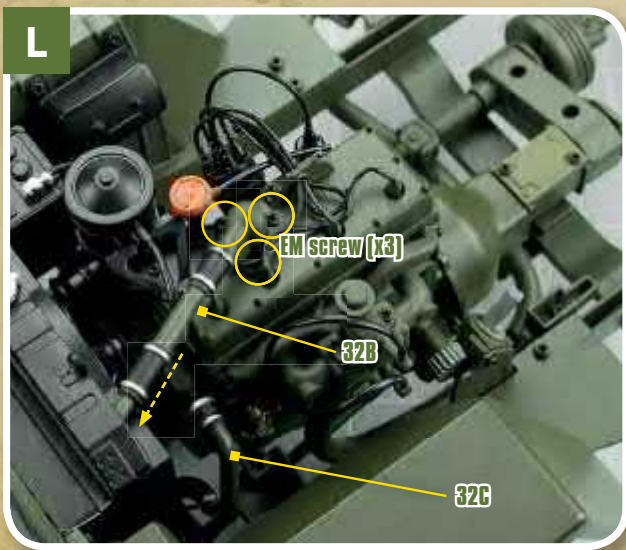


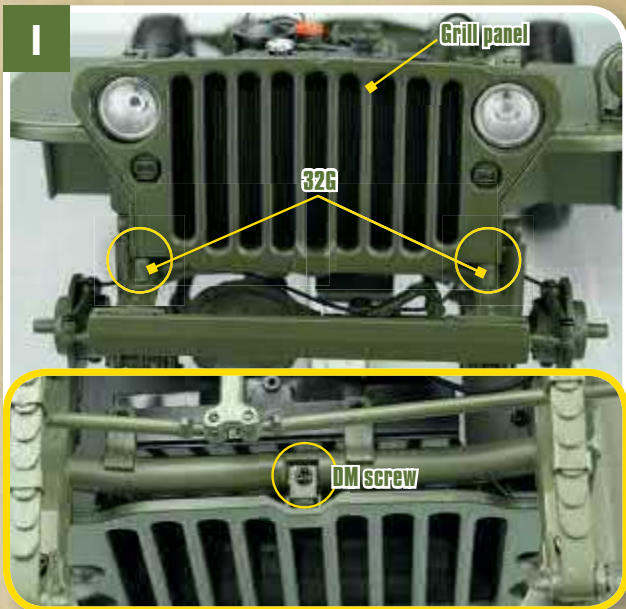


Radiator

PARTS LIST



- 32A Gearbox cover
- 32B Radiator sleeve A
- 32C Radiator sleeve B
- 32D Battery terminals
- 32E Wire A
- 32F Wire B
- 32G Grill panel mounts





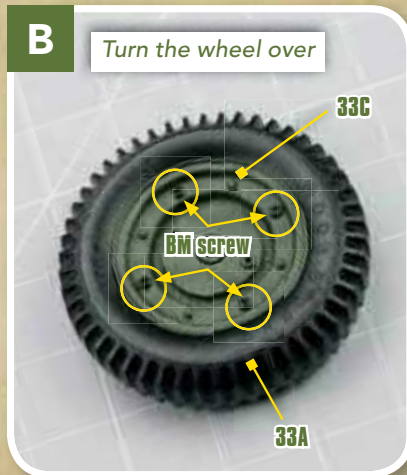


PARTS LIST



- 33A Tire
- 33B External rim
- 33C Internal rim
- 33D Hubcap
- 33E Washer
- 33F Brake drum

- CM - 3 screws (2x4mm)
- BM - 5 screws (2.3x4mm)
- QM - 2 screws (2.3x4x5.5mm)



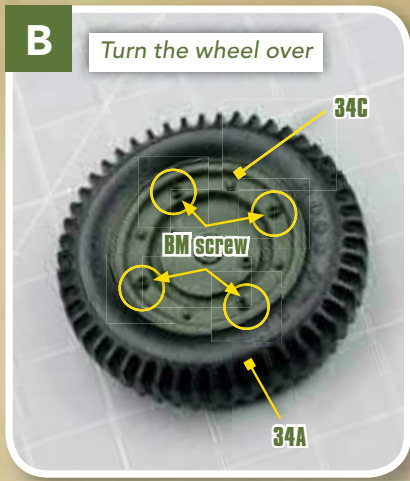


PARTS LIST



- 34A** Tire
- 34B** External rim
- 34C** Internal rim
- 34D** Hubcap
- 34E** Washer
- 34F** Brake drum



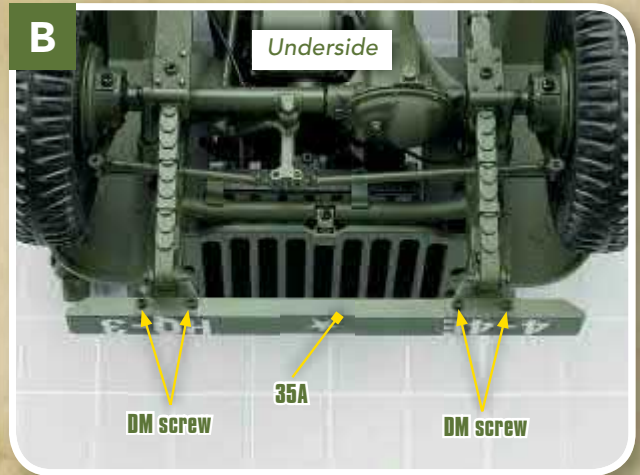

- CM** - 3 screws (2x4mm)
- BM** - 5 screws (2.3x4mm)
- QM** - 2 screws (2.3x4x5.5mm)



PARTS LIST

- 35A** Front bumper
- 35B** Towing hook
- 35C** Hook locker
- 35D** Locking lever

- CM** - 3 screws (2x4mm)
- DM** - 9 screws (1.7x4mm)
- FP** - 3 screws (1.7x5mm)



PARTS LIST



36A

36A Floor

A



Floor - upper side

B






Floor - lower side

PARTS LIST



- 37A** Gear shift lever
- 37B** Gear shift lever knob
- 37C** Gear shift lever mount plate
- 37D** Mount plate cap
- 37E** Gear shift lever cuff

DM - 3 screws (1.7x4mm)

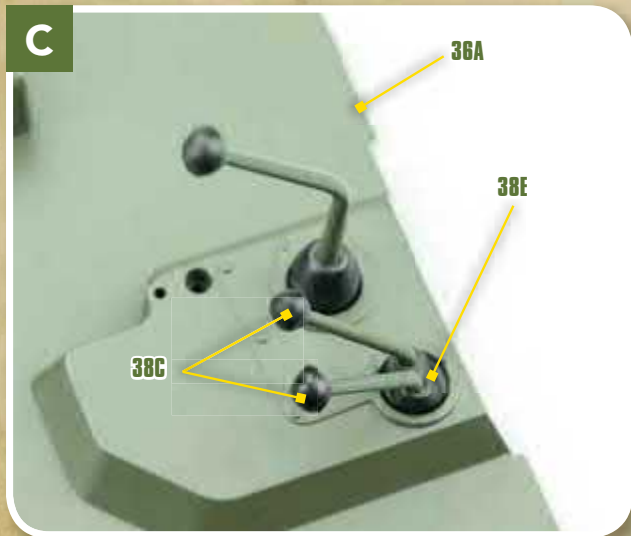



PARTS LIST

- 38A** Front axle drive lever
- 38B** Low gear lever
- 38C** Knobs
- 38D** Levers mount
- 38E** Cuff


DM - 3 screws (1.7x4mm)

BP - 3 screws (1.5x4mm)



PARTS LIST

- 39A** Fuel tank
- 39B** Bolts
- 39C** Cap





PARTS LIST

40A Left seat mounts

40B Left seat back

40C Left seat base

DM - 5 screws (1.7x4mm)




PARTS LIST

41A Left seat back cover
41B Supports*

EM - 12 screws (1.5x3mm)

*41B are optional; you may choose to put them beneath your model to keep it raised over ground



PARTS LIST

42A Left seat cushion

HP - 2 screws (1.7x6mm)

42A



A

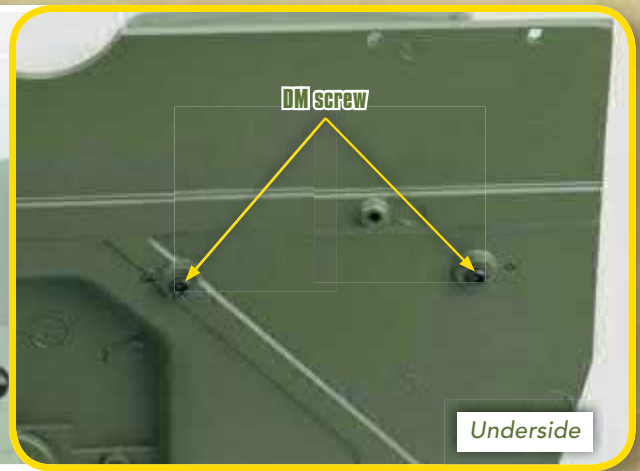



B



PARTS LIST

- 43A Right seat mounts
- 43B Right seat
- DM - 5 screws (1.7x4mm)




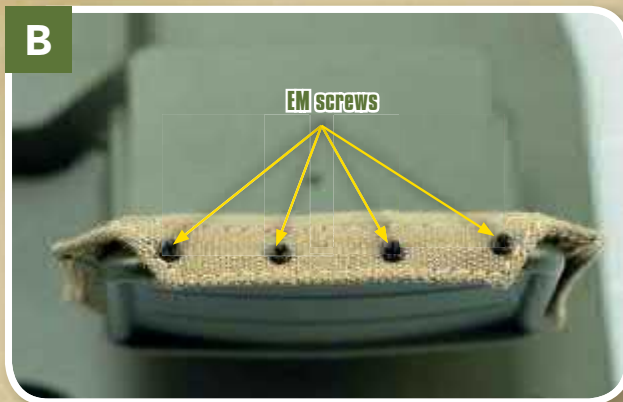
PARTS LIST

44A



44A Right seat back cover

EM - 12 screws (1.5x3mm)



PARTS LIST

45A Right seat cushion

JP - 2 screws (2x5mm)

45A



A



B







PARTS LIST



- 46A High beam switch
 - 46B Starter
 - 46C Starter C-ring
 - 46D Fuel filter A
 - 46E Fuel filter B
 - 46F Main body
- BP - 2 screws (1.5x4mm)
 - CP - 2 screws (1.7x4mm)
 - PM - 4 screws (2.3x5mm)





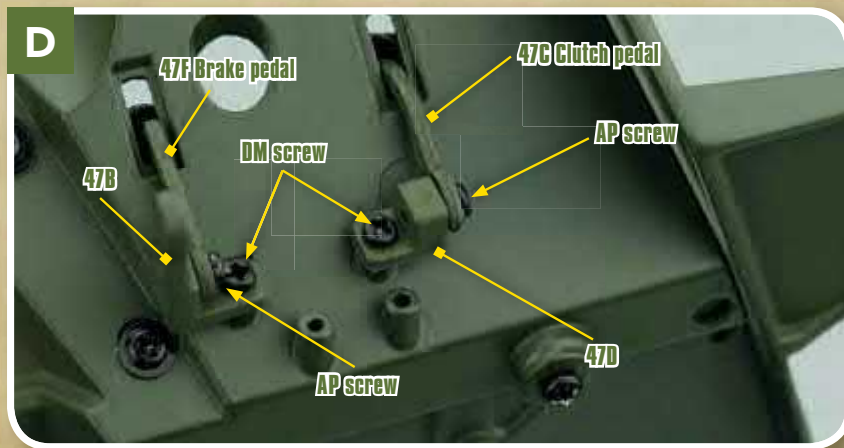



If you experience difficulties in this step, we suggest you separate the firewall part from the main body 46F by simply loosening the two screws that keep them together. After attaching the floor 36A to the firewall with three PM screws, you can reattach the firewall to the main body by tightening the same two screws you previously removed.

PARTS LIST



- 47A Gas pedal mount
- 47B Brake pedal mount
- 47C Clutch pedal
- 47D Clutch pedal mount
- 47E Gas pedal
- 47F Brake pedal
- 47G Springs A
- 47H Spring B

- GP - 3 screws (1.7x3mm)
- AP - 5 screws (1.7x3mm)
- DM - 3 screws (1.7x4mm)






PARTS LIST



- 48A** Air filter
- 48B** Intake manifold
- 48C** Air filter cap
- 48D** Air filter mount
- 48E** Left reinforcement plate
- 48F** Right reinforcement plate



CM - 2 screws (2x4mm)
AP - 9 screws (1.7x3mm)



PARTS LIST

- 49A Dashboard
- 49B Steering column mount
- 49C Hooks

SM - 5 screws (1.7x3mm)







PARTS LIST




- 50A** Glove compartment
- 50B** Glove compartment cover
- 50C** Hinge
- 50D** Glove compartment plate
- 50E** Glove compartment knob
- 50F** Lock ring




- DM** - 3 screws (1.7x4mm)
- AP** - 6 screws (1.7x3mm)


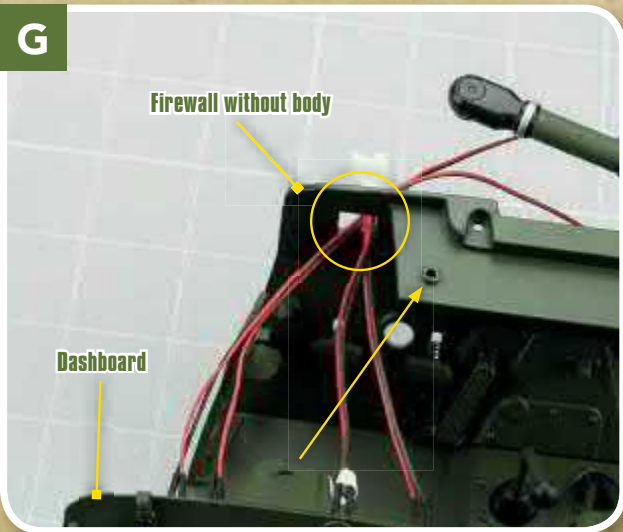
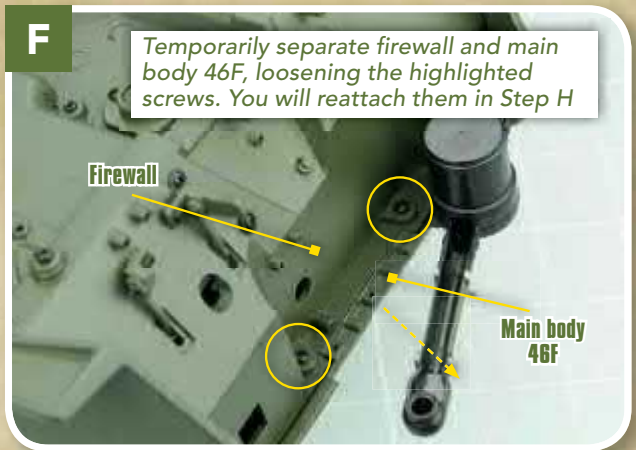




PARTS LIST



- 51A** Dashboard lights
- 51B** Handbrake
- 51C** C-rings
- 51D** Lock rings
- 51E** Wire
- 51F** Lights switch A
- 51G** Lights switch B
- 51H** Switches mount
- 51I** Wire D
- 51J** Wire E
- SM** - 3 screws (1.7x3mm)
- QM** - 3 screws (2.3x4x5.5mm)
- JM** - 2 screws (1.7x3x5.5mm)








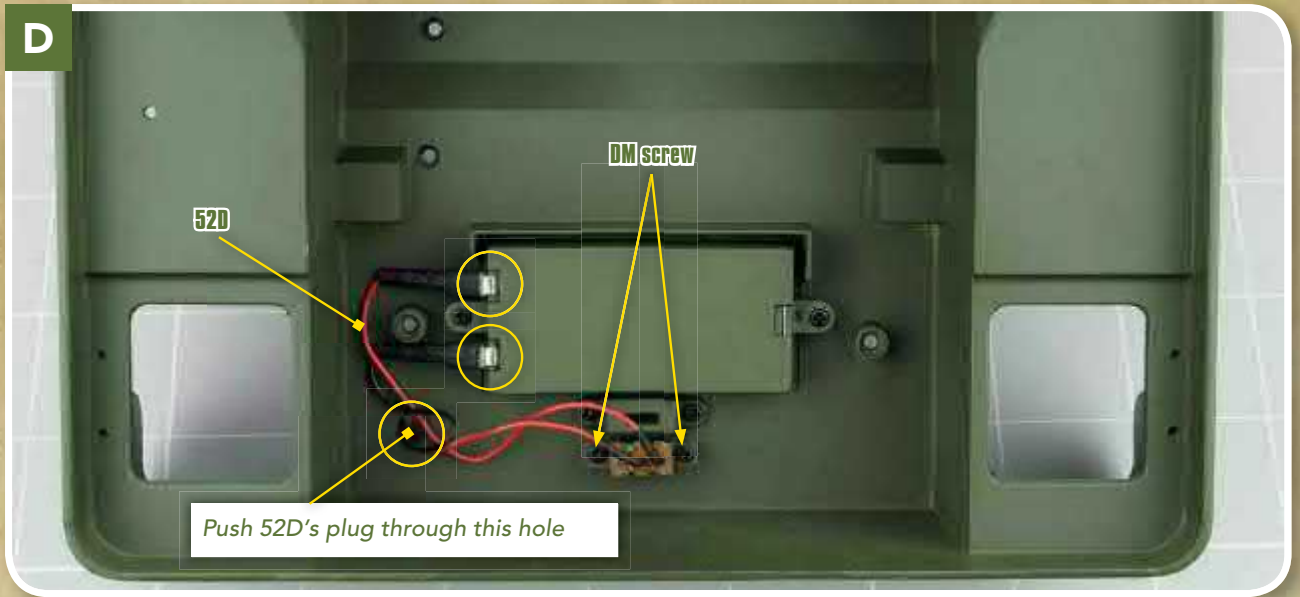


PARTS LIST



- 52A Battery compartment
- 52B Compartment cover
- 52C Cover clip mount
- 52D Wire F
- 52E Connector A
- 52F Connector B
- 52G Connector C
- DM - 8 screws (1.7x4mm)




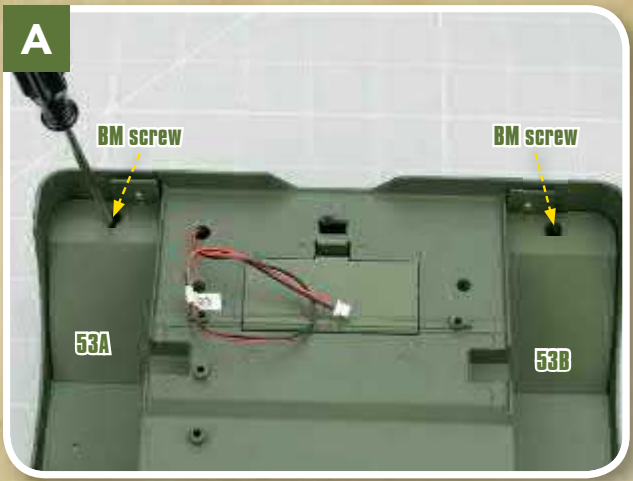




PARTS LIST



- 53A** Rear fender (L)
- 53B** Rear fender (R)
- 53C** Storage boxes covers
- DM** - 5 screws (1.7x4mm)
- BM** - 8 screws (2.3x4mm)







PARTS LIST



- 54A** Reinforcement frame
- 54B** Hatchet sheath
- 54C** Footrests
- 54D** Footrests mounts

- CP** - 12 screws (1.7x4mm)
- MP** - 3 screws (1.7x4mm)



PARTS LIST

55A Rear seat back

55B Rear seat

DM - 3 screws (1.7x4mm)



PARTS LIST

56A




56A Rear seat back cover

EM - 6 screws (1.5x3mm)

A



B



PARTS LIST

57A




57A Rear seat cushion



CP - 3 screws (1.7x4mm)

FM - 3 screws (2x5mm)

A



B




PARTS LIST




58A Side padding (L)
58B Side padding (R)

DM - 5 screws (1.7x4mm)

A



B



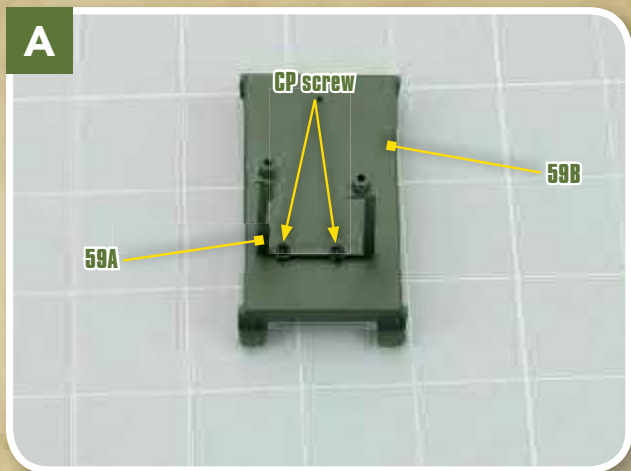


PARTS LIST




59A Radio plate mount
59B Radio plate

CP - 4 screws (1.7x4mm)
CM - 3 screws (2x4mm)



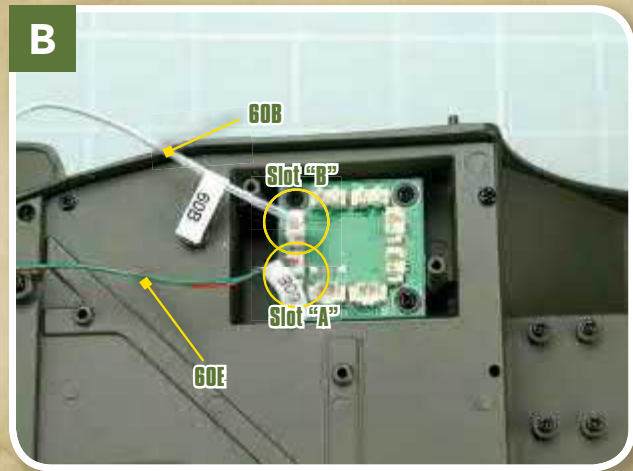




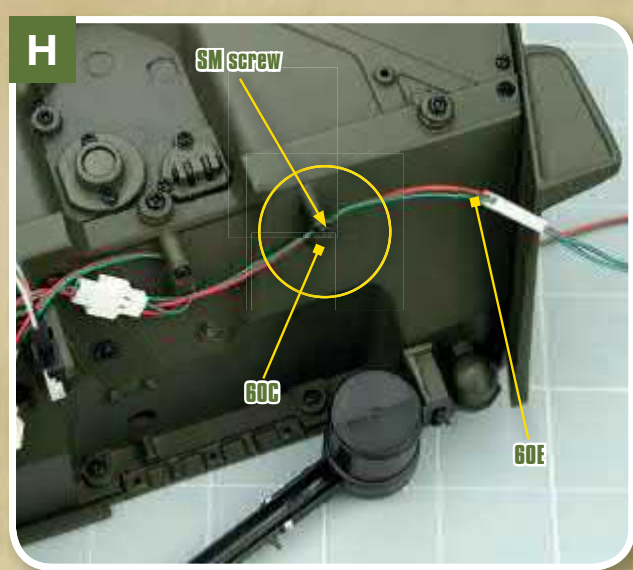



PARTS LIST



- 60A PCB
- 60B Wire B
- 60C Fairleads
- 60D Wire G
- 60E Wire A

- JM - 5 screws (1.7x3x5.5mm)
- CP - 2 screws (1.7x4mm)
- SM - 4 screws (1.7x3mm)







PARTS LIST



- 61A** Steering column
- 61B** Steering wheel
- 61C** Horn button




DM - 2 screws (1.7x4mm)









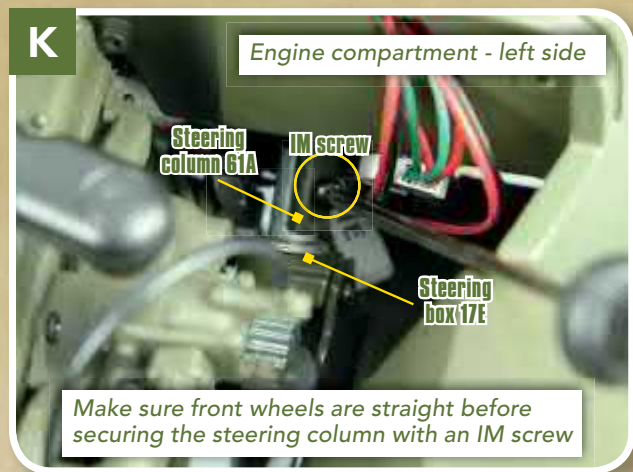


PARTS LIST



- 62A** Speaker box
 - 62B** Speaker + wire C
 - 62C** Hinges
 - 62D** Nuts
 - 62E** Tie-rod
- DM** - 3 screws (1.7x4mm)
 - GP** - 3 screws (1.7x3mm)
 - SM** - 8 screws (1.7x3mm)
 - PM** - 10 screws (2.3x5mm)
 - IM** - 2 screws (2x6mm)












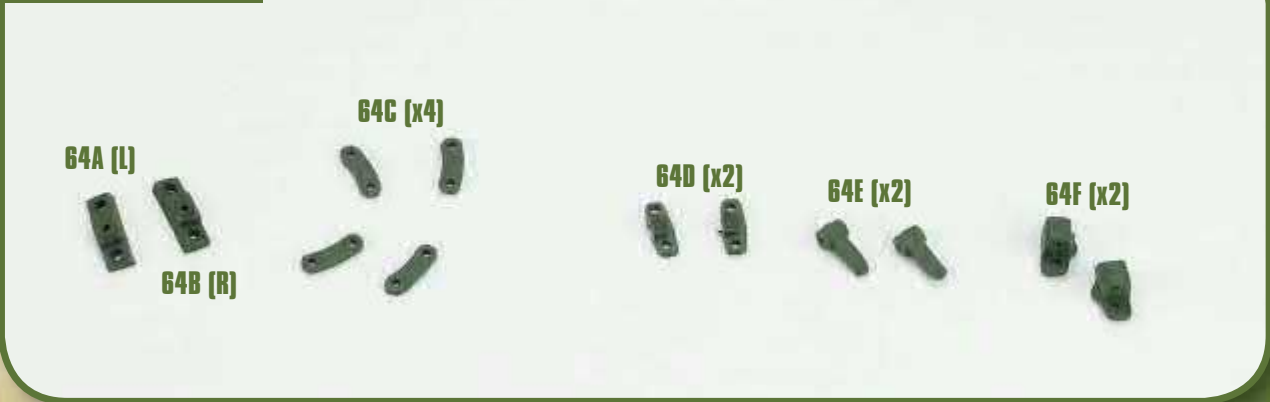
PARTS LIST



- 63A** Horn
- 63B** Horn mount
- 63C** Retractor bases
- 63D** Retractor casings
- 63E** Retractor rods
- 63F** Retractor hooks
- CP** - 2 screws (1.7x4mm)
- DM** - 3 screws (1.7x4mm)
- EM** - 5 screws (1.5x3mm)




PARTS LIST



- 64A** Windshield hinge (L)
- 64B** Windshield hinge (R)
- 64C** Windshield latching A
- 64D** Hood latching
- 64E** Windshield latching B
- 64F** Windshield latching C

- DM** - 5 screws (1.7x4mm)
- TM** - 5 screws (1.3x2.5mm)
- IP** - 10 screws (1.2x3mm)
- EM** - 5 screws (1.5x3mm)
- FP** - 3 screws (1.7x5mm)





PARTS LIST



- 65A** Rearview mirror rod
- 65B** Rearview mirror mounts
- 65C** Rearview mirror cup
- 65D** Rearview mirror



- SM** - 5 screws (1.7x3mm)
- EM** - 2 screws (1.5x3mm)



PARTS LIST






- 66A Radio casing
- 66B Locks



PARTS LIST





- 67A** Radio front panel
- 67B** Handset jack
- 67C** Control switches
- 67D** Cable and connector assembly

CP - 3 screws (1.7x4mm)



PARTS LIST


- 68A** Handles
- 68B** Antenna connector
- 68C** Radio base plate
- FP** - 7 screws (1.7x5mm)




PARTS LIST



- 69A Handset wire
 - 69B Telescopic antenna
 - 69C Handset
 - 69D Cap
 - 69E Earpiece
 - 69F Spring
- LP - 2 screws (1.3x2.5mm)




PARTS LIST




- 70A** Top bow A
- 70B** Top bow B

UM - 3 screws (1.5x4mm)






PARTS LIST



- 71A Rear bracket (L)
- 71B Rear bracket (R)
- 71C Front pivot brackets
- 71D C-rings
- 71E Top bow pivot (L)
- 71F Top bow pivot (R)
- 71G Rear strap loops

- WM - 10 screws (1.7x3.5mm)
- EM - 7 screws (1.5x3mm)





PARTS LIST



- 72A** Side handrail (L)
- 72B** Rear handrail (L)
- 72C** Rear handrail (R)
- 72D** Side handrail (R)

- SM** - 5 screws (1.7x3mm)
- DM** - 5 screws (1.7x4mm)







PARTS LIST



- 73A** Reflectors
- 73B** Side reflector frames
- 73C** Rear reflector frame (L)
- 73D** Rear reflector frame (R)

- VM** - 4 screws (1.7x3mm)
- XM** - 2 screws (1.8x3mm)



PARTS LIST

- 74A** Electrical socket frame
- 74B** Electrical socket cap
- 74C** Taillight cover (L)
- 74D** Taillight cover (R)
- 74E** Taillight lens (L)
- 74F** Taillight lens (R)

- KP** - 3 screws (1.3x3mm)
- EM** - 3 screws (1.5x3mm)

74A



74B



74C (L)



74D (R)



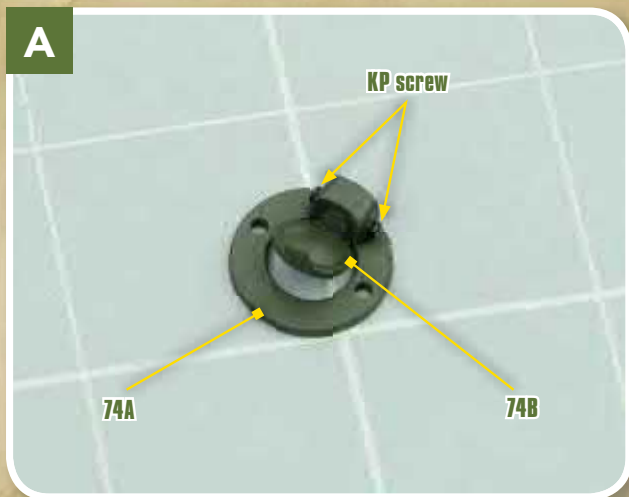
74E (L)




74F (R)




A



B




C



D



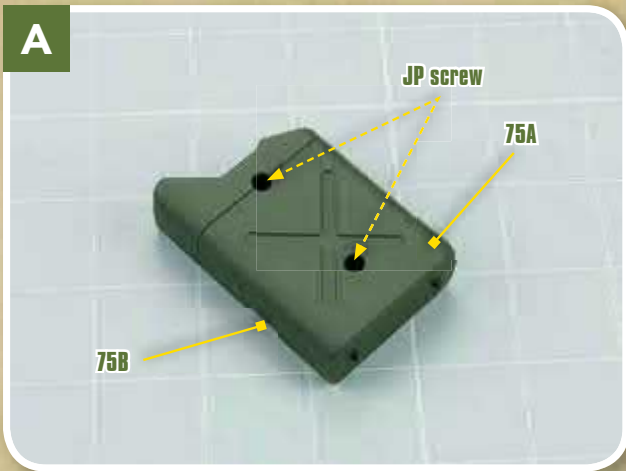
E





PARTS LIST



- 75A** Jerrycan A **WM** - 3 screws (1.7x3.5mm)
- 75B** Jerrycan B
- 75C** Cap **JP** - 3 screws (2x5mm)
- 75D** Handle
- 75E** Jerrycan mount







PARTS LIST



- 76A Tire
- 76B External rim
- 76C Internal rim
- 76D Washer
- 76E Hubcap
- 76F Spare wheel support plate
- 76G Spare wheel mount

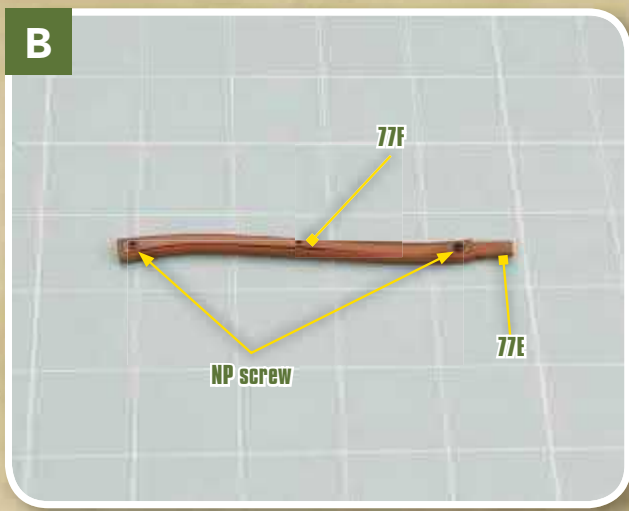
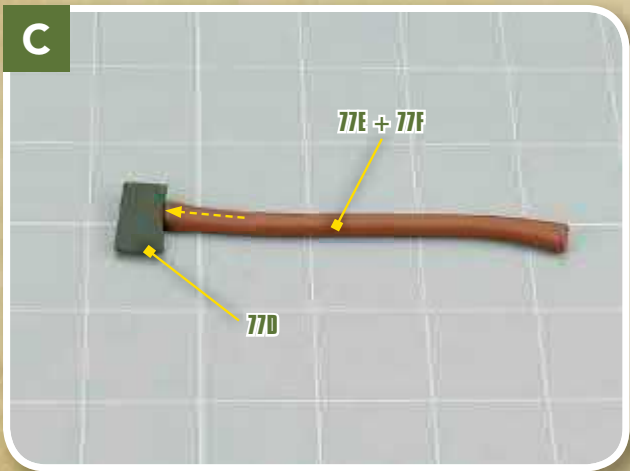

- WM - 5 screws (1.7x3.5mm)
- BM - 5 screws (2.3x4mm)
- OM - 2 screws (2.3x5x5.5mm)
- DM - 4 screws (1.7x4mm)





PARTS LIST



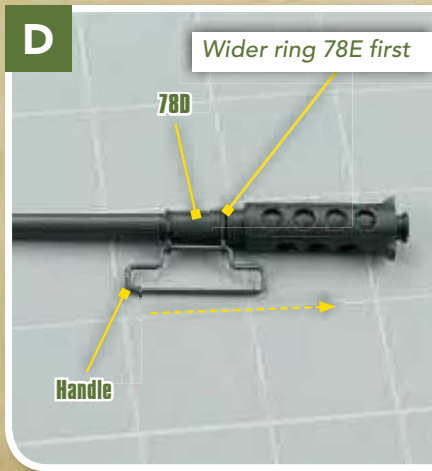
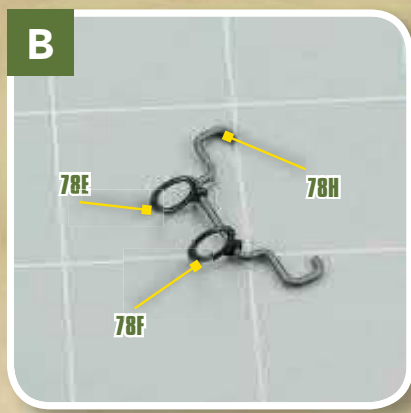


- 77A Shovel blade
 - 77B Shovel mount
 - 77C Shovel handle
 - 77D Hatchet blade
 - 77E Hatchet handle A
 - 77F Hatchet handle B
 - 77G Hatchet mount
- MP - 3 screws (1.7x4mm)
 - WM - 3 screws (1.7x3.5mm)
 - NP - 3 screws (1.5x2.5mm)






PARTS LIST


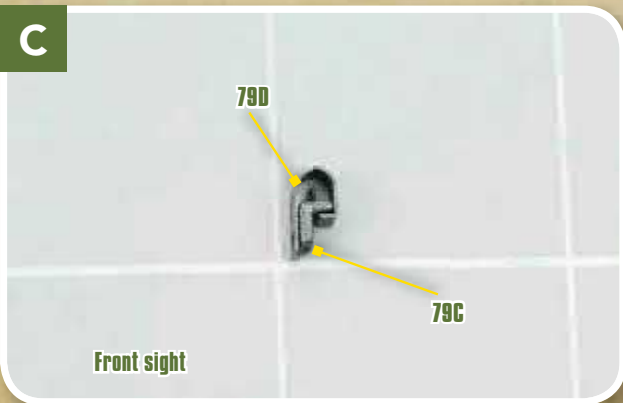


- 78A** Machine gun barrel
- 78B** Cooling jacket
- 78C** Flash suppressor
- 78D** Connector
- 78E** Handle ring A (big)
- 78F** Handle ring B (small)
- 78G** Handle
- 78H** Barrel handle


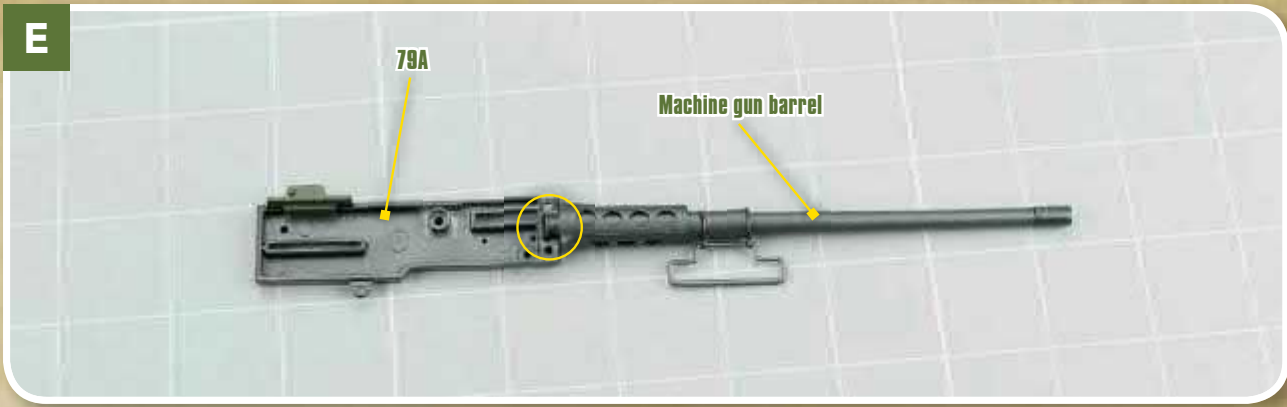


PARTS LIST



- 79A Machine gun (L)
 - 79B Machine gun (R)
 - 79C Front sight A
 - 79D Front sight B
 - 79E Rear sight
 - 79F Cocking handle A
 - 79G Cocking handle B
- DM - 2 screws (1.7x4mm)
 - YM - 4 screws (1.7x5mm)
 - ZM - 2 screws (1.7x6mm)
 - IP - 2 screws (1.2x3mm)




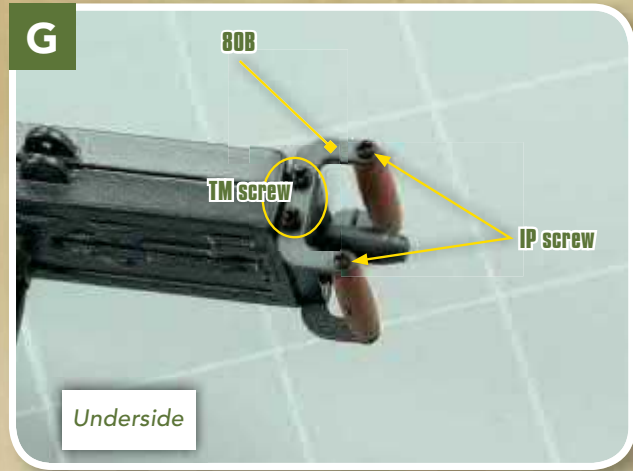




PARTS LIST



- 80A** Locking rod
- 80B** Grip mounts
- 80C** Grips
- 80D** Shock absorber
- 80E** Safety
- 80F** Trigger
- IP** - 5 screws (1.2x3mm)
- AM** - 2 screws (1.5x4mm)
- TM** - 5 screws (1.3x2.5mm)


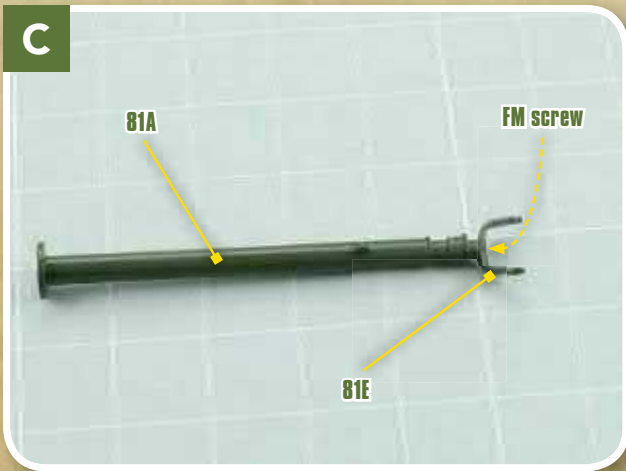





PARTS LIST




- 81A** Machine gun mount
- 81B** Supporting cradle
- 81C** Ammo box
- 81D** Ammo box cover
- 81E** Fork
- 81F** Ammo box mount
- AM** - 2 screws (1.5x4mm)
- FM** - 4 screws (2x5mm)







PARTS LIST



- 82A** Antenna with mount **SM** - 3 screws (1.7x3mm)
- 82B** Baseplate **LP** - 3 screws (1.3x2.5mm)
- 82C** Fairlead **OP** - 2 screws (2x6mm)
- 82D** Antenna cable





PARTS LIST

83A



83B



83C



83D (x3)

83A Canvas top

83B Window frame A

83C Window frame B

83D Laces

PP - 12 screws (1.2x4mm)

DM - 5 screws (1.7x4mm)

A

83C



Canvas top 83A - outer side

B


83B






Canvas top 83A - inner side

C

83B



Use 10 PP screws



I

Canvas top raised




Top bows position

J

Canvas top folded down

Top bows position




K



With the machine gun fitted, the canvas top should remain in the folded-down position and cannot be raised

L



To disassemble the machine gun mount, remove DM screws


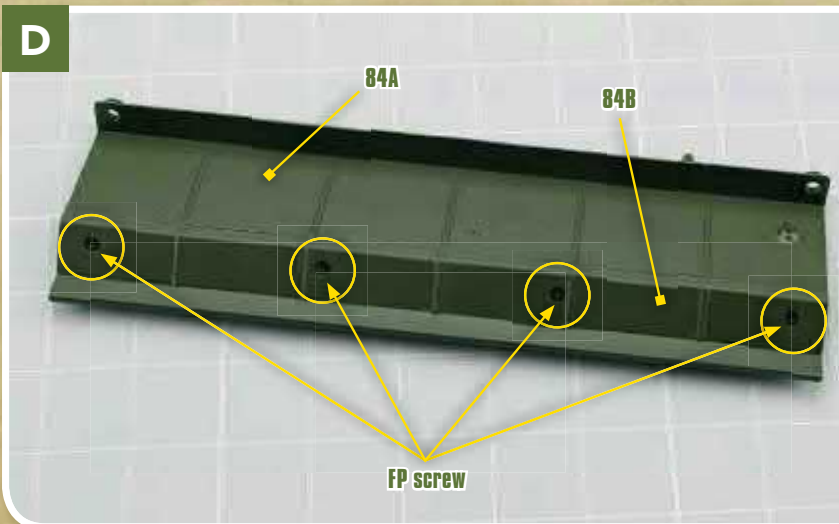


M



PARTS LIST

- 84A** Trailer side panel (L)
- 84B** Upper side panel (L)
- 84C** Tarp hooks

FP - 5 screws (1.7x5mm)

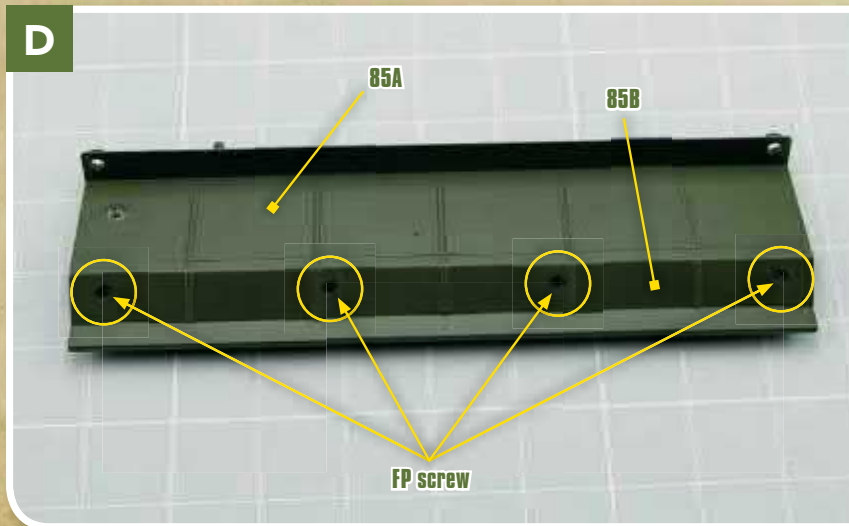



PARTS LIST



85A Trailer side panel (R)
85B Upper side panel (R)
85C Tarp hooks

FP - 5 screws (1.7x5mm)



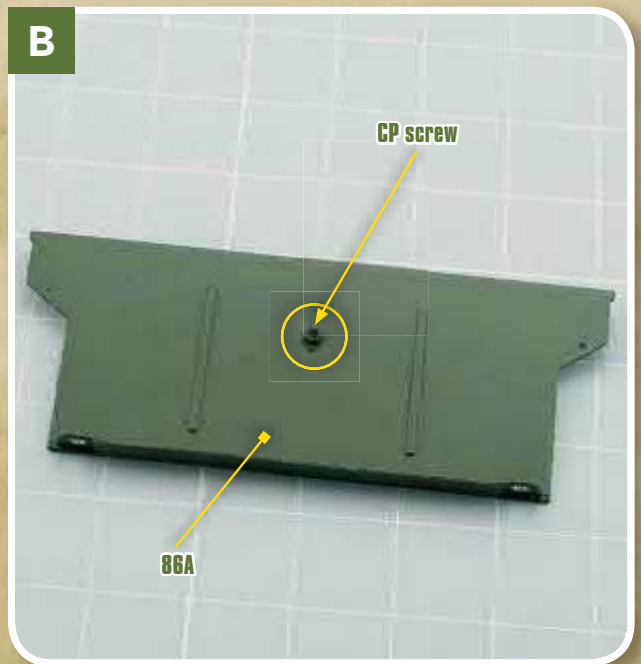

PARTS LIST




86A Trailer front panel

86B Tarp hook

CP - 2 screws (1.7x4mm)



PARTS LIST



87A

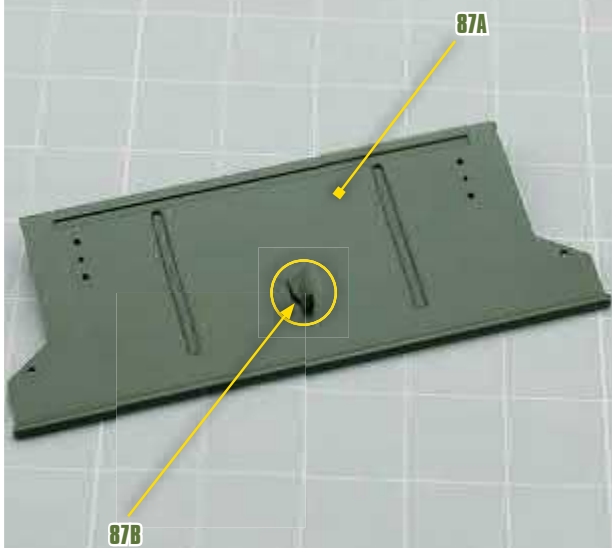
87B

87A Trailer rear panel

87B Tarp hook

CP - 2 screws (1.7x4mm)

A



87A

87B

B



CP screw




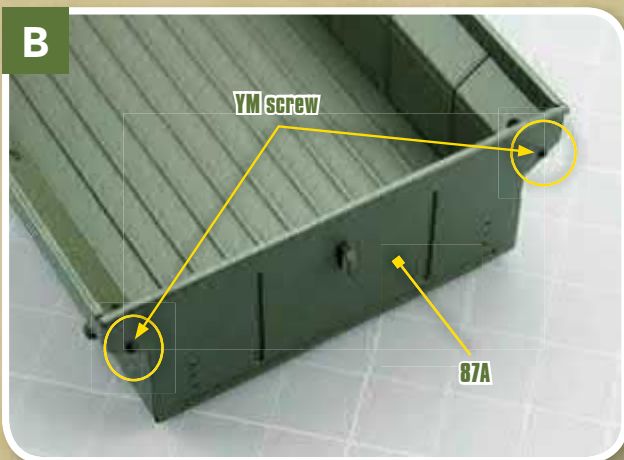

87A

PARTS LIST




88A Trailer floor panel
88B Reflector frames
88C Reflectors

AAM - 5 screws (1.5x4mm)
YM - 5 screws (1.7x5mm)
QP - 5 screws (2.3x4mm)




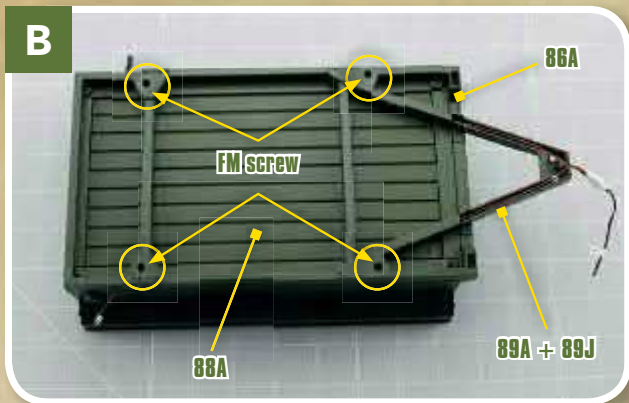



PARTS LIST

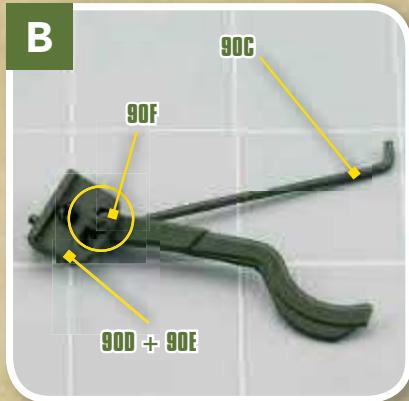


- 89A** Trailer frame
- 89B** Trailer taillight cup (L)
- 89C** Trailer taillight bracket (L)
- 89D** Trailer taillight cup (R)
- 89E** Trailer taillight bracket (R)
- 89F** Trailer taillight cover (L)
- 89G** Trailer taillight cover (R)
- 89H** Trailer taillight lens (L)
- 89I** Trailer taillight lens (R)
- 89J** Wire

- FM** - 5 screws (2x5mm)
- DM** - 3 screws (1.7x4mm)
- CP** - 3 screws (1.7x4mm)





PARTS LIST



- 90A** Draw-bar bottom cover
- 90B** Hand brake bell crank
- 90C** Hand brake lever rod
- 90D** Hand brake lever mount
- 90E** Hand brake lever
- 90F** C-rings

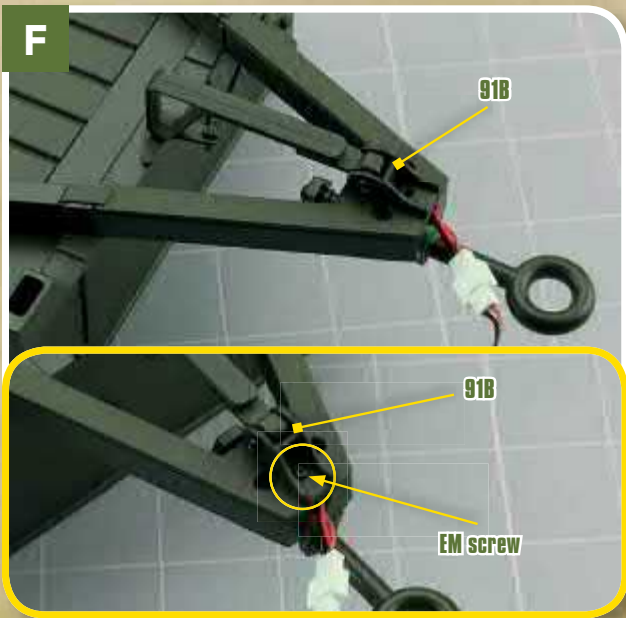

- EM** - 2 screws (1.5x3mm)
- AP** - 2 screws (1.7x3mm)
- PP** - 2 screws (1.2x4mm)



PARTS LIST






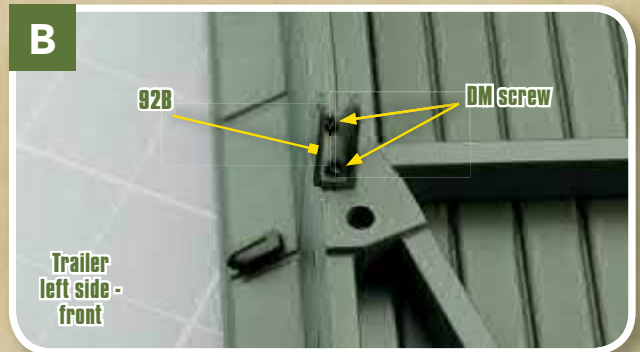
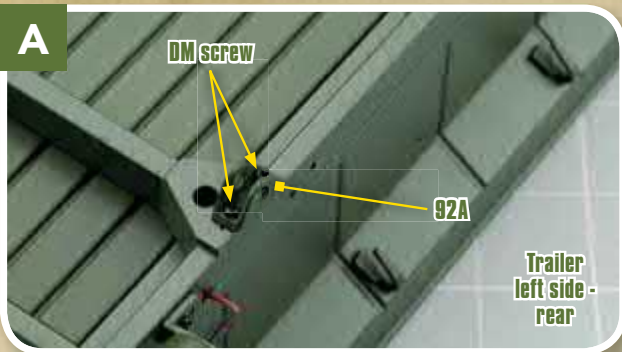
- 91A Support leg
- 91B Support bracket
- 91C Draw bar bracket
- 91D Lunette eye
- 91E Spring stop
- 91F Spring
- DM - 3 screws (1.7x4mm)
- EM - 2 screws (1.5x3mm)
- FM - 2 screws (2x5mm)
- CP - 3 screws (1.7x4mm)



PARTS LIST

- 92A** Spring shackle bracket – Left
- 92B** Spring pivot bracket – Front
- 92C** Spring shackle U-bolt
- 92D** U-bolt plate
- 92E** Shock absorber casing

- DM** - 6 screws (1.7x4mm)
- FM** - 2 screws (2x5mm)






PARTS LIST



93A Leaf spring

FM - 2 screws (2x5mm)

GM - 2 screws (2x8mm)








PARTS LIST



- 94A** Spring shackle bracket – Right
- 94B** Spring pivot bracket – Front
- 94C** Spring shackle U-bolt
- 94D** U-bolt plate
- 94E** Shock absorber casing

- DM** - 6 screws (1.7x4mm)
- FM** - 2 screws (2x5mm)




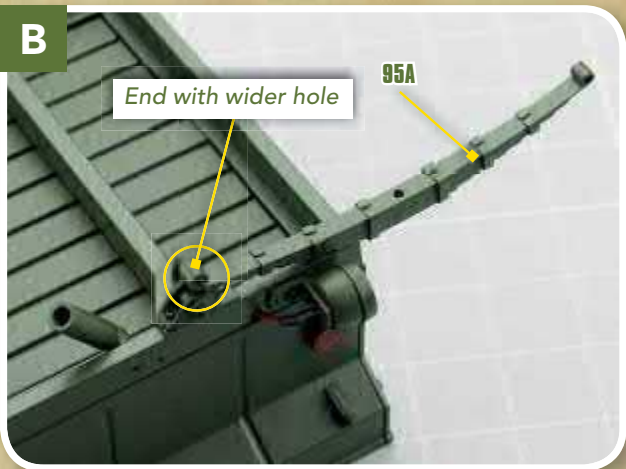

PARTS LIST



95A Leaf spring

FM - 2 screws (2x5mm)





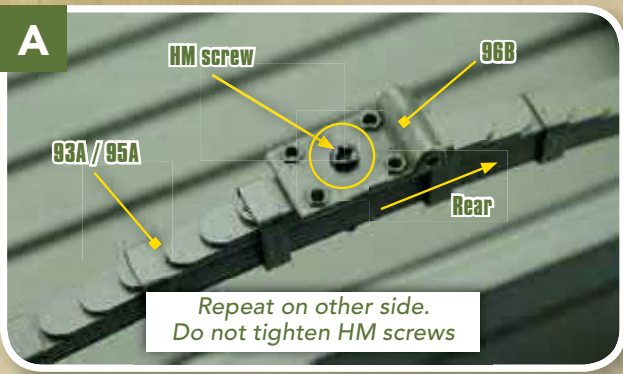
GM - 2 screws (2x8mm)



PARTS LIST




- 96A Trailer axle
- 96B Leaf spring clip plates
- 96C Leaf spring clips
- 96D Brake drums
- 96E Shock absorber rods
- 96F Shock absorber springs



PARTS LIST

97A Trailer fenders

DM - 8 screws (1.7x4mm)









PARTS LIST






- 98A Tire
- 98B External rim
- 98C Internal rim
- 98D Hubcap parts A*
- 98E Hubcap parts B*
- 98F Brake drum
- 98G Washer

- CM - 3 screws (2x4mm)
- BM - 5 screws (2.3x4mm)
- OM - 2 screws (2.3x5x5.5mm)

*You will need two 98D and two 98E parts to replace the hubcaps of the rear wheels of your Willys MB. Remove the hubcaps from the rear wheels and follow the instructions to replace them with 98D and 98E.





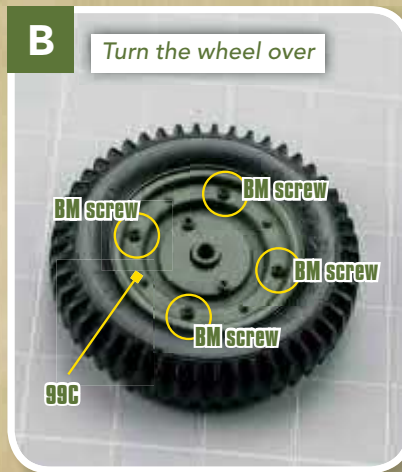



PARTS LIST



- 99A** Tire
- 99B** External rim
- 99C** Internal rim
- 99D** Hubcap part A
- 99E** Hubcap part B
- 99F** Brake drum
- 99G** Washer

- CM** - 3 screws (2x4mm)
- BM** - 5 screws (2.3x4mm)
- OM** - 2 screws (2.3x5x5.5mm)



PARTS LIST

100A







100B (x10)



100C (x4)

- 100A Canvas tarpaulin
- 100B Laces
- 100C Trailer supports*

*100C are optional; you may choose to put them beneath the trailer to keep wheels raised



E




*The trailer is complete. You can now couple it to the towing hook of your Willys MB Jeep® model.
Do not forget to connect wire 10D to power the trailer's taillights*

F

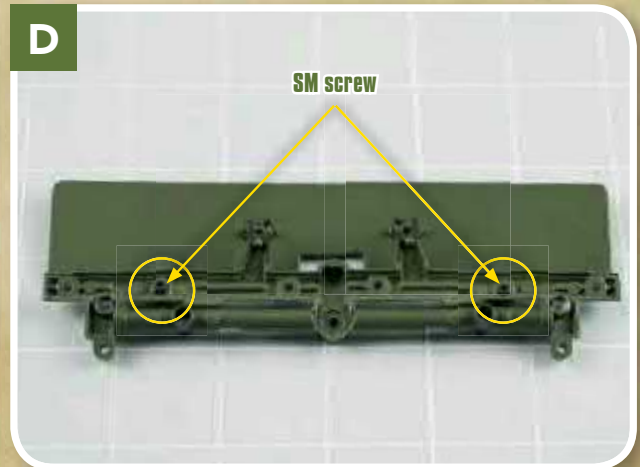
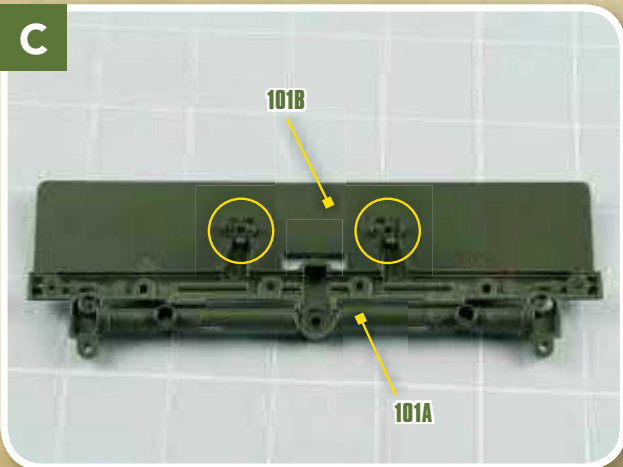
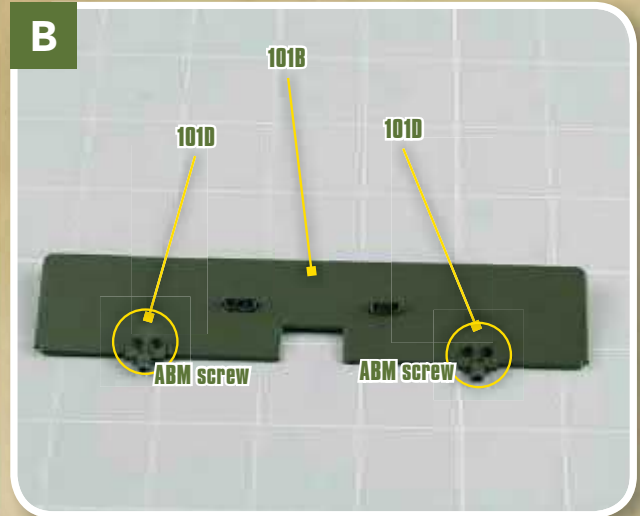



PARTS LIST




- 101A** Support pintle
- 101B** Apron
- 101C** Handles
- 101D** Hinges

- ABM** - 5 screws (1.5x2mm)
- ACM** - 3 screws (2x3x5mm)
- SM** - 3 screws (1.7x3mm)




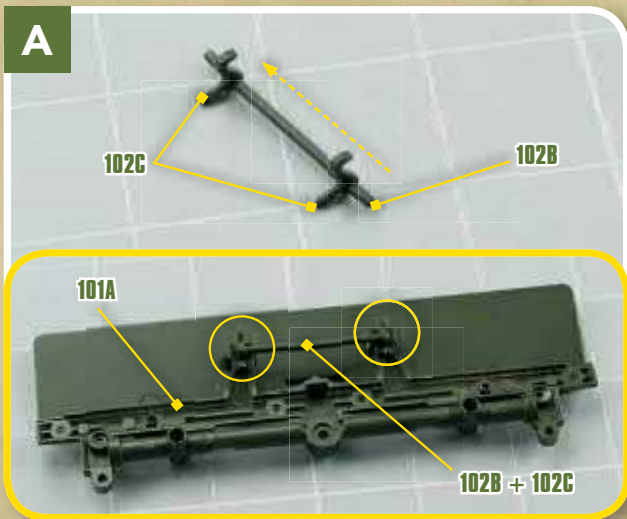


PARTS LIST



- 102A** Main axle
- 102B** Apron locking mechanism shaft
- 102C** Apron locking hooks
- 102D** Wheel segment locking levers
- 102E** Guard (L)
- 102F** Guard bracket (L)
- 102G** Guard mount A (L)
- 102H** Guard mount B (L)

- CM** - 2 screws (2x4mm)
- EM** - 5 screws (1.5x3mm)
- SM** - 2 screws (1.7x3mm)
- FM** - 5 screws (2x5mm)






PARTS LIST



- 103A** Guard (R)
- 103B** Guard bracket (R)
- 103C** Guard mount A (R)
- 103D** Guard mount B (R)
- 103E** Traveling lock mechanism
- 103F** Traveling lock hinges
- 103G** Traveling lock lever

- CM** - 4 screws (2x4mm)
- EM** - 5 screws (1.5x3mm)
- SM** - 2 screws (1.7x3mm)
- YM** - 3 screws (1.7x5mm)




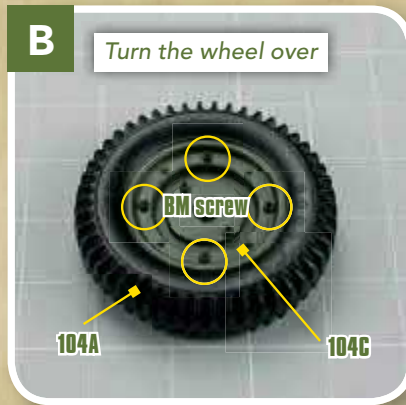



PARTS LIST



- 104A Tire
- 104B Outer rim
- 104C Inner rim
- 104D Washer
- 104E Wheel disk
- 104F Hubcap
- 104G Wheel segment

- CM - 3 screws (2x4mm)
- BM - 5 screws (2.3x4mm)
- DM - 2 screws (2.3x5x5.5mm)

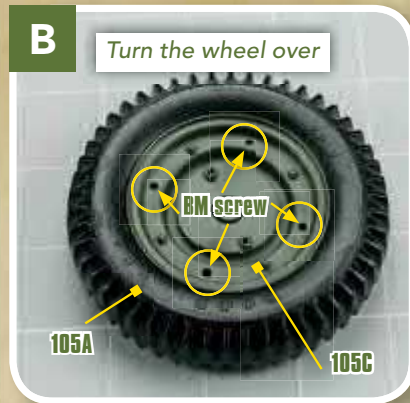



PARTS LIST



- 105A** Tire
- 105B** Outer rim
- 105C** Inner rim
- 105D** Washer
- 105E** Wheel disk
- 105F** Hubcap
- 105G** Wheel segment

- CM** - 3 screws (2x4mm)
- BM** - 5 screws (2.3x4mm)
- OM** - 2 screws (2.3x5x5.5mm)







PARTS LIST




- 106A** Right trail
- 106B** Lunette
- 106C** Lunette mount A
- 106D** Lunette mount B
- 106E** Trail latch
- 106F** Ring
- 106G** Trail lock socket

SM - 3 screws (1.7x3mm)
EM - 2 screws (1.5x3mm)






PARTS LIST





- 107A** Inner spade plate
- 107B** Spade
- 107C** Trail lock hinge
- 107D** Trail lock lever
- 107E** Trail lock hook

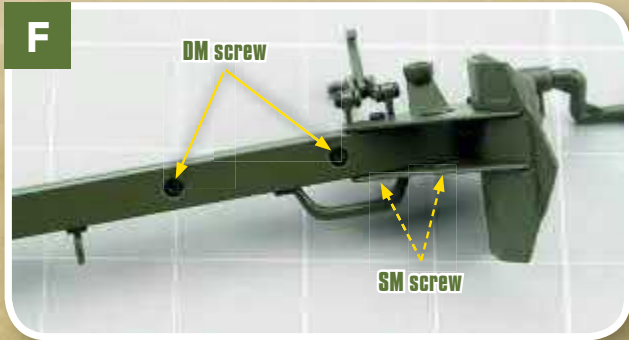



- AM** - 2 screws (1.5x4mm)
- DM** - 4 screws (1.7x4mm)
- SM** - 4 screws (1.7x3mm)



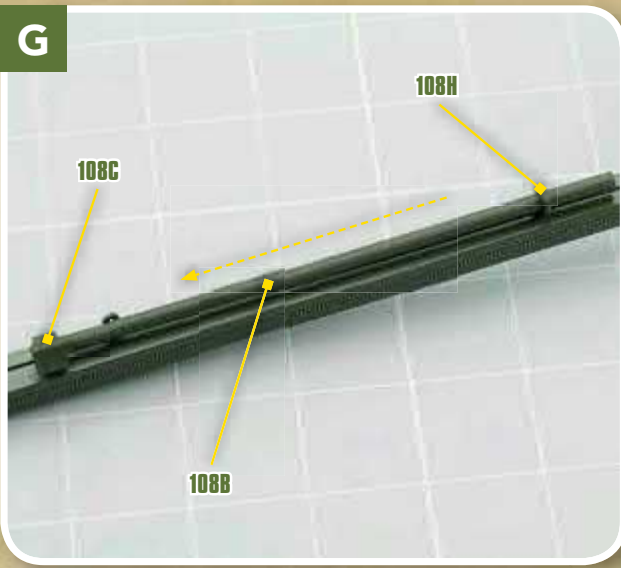


PARTS LIST




- 108A** Right trail cover
 - 108B** Rammer
 - 108C** Rammer support
 - 108D** Trail hinge pin
 - 108E** Trail lock pin
 - 108F** Outer spade plate
 - 108G** Handle
 - 108H** Rammer ring
- SM** - 8 screws (1.7x3mm)
 - DM** - 5 screws (1.7x4mm)
 - ACM** - 2 screws (2x3x5mm)










PARTS LIST



- 109A** Left trail
 - 109B** Inner spade plate
 - 109C** Spade
 - 109D** Trail lock plug
 - 109E** Loop hinge
 - 109F** Trail lock loop
 - 109G** Ring
- ABM** - 3 screws (1.5x2mm)
 - SM** - 5 screws (1.7x3mm)
 - DM** - 2 screws (1.7x4mm)





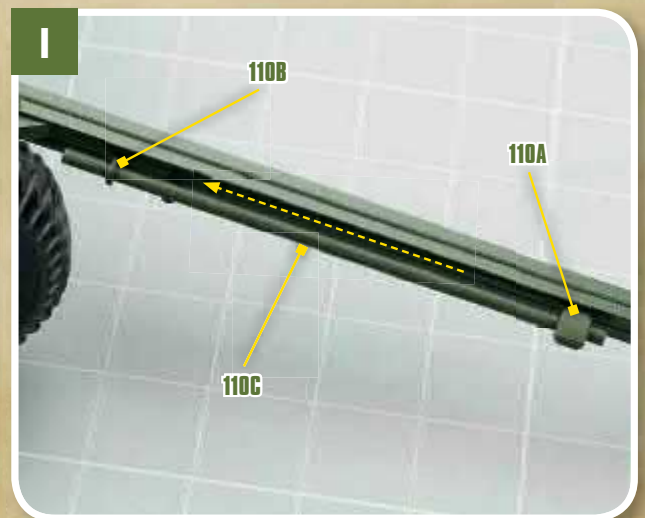





PARTS LIST



- | | | | |
|-------------|-------------------|-------------|----------------------|
| 110A | Rammer support | 110G | Outer spade plate |
| 110B | Rammer ring | 110H | Handle |
| 110C | Rammer | SM | - 8 screws (1.7x3mm) |
| 110D | Right trail cover | DM | - 5 screws (1.7x4mm) |
| 110E | Trail hinge pin | ACM | - 2 screws (2x3x5mm) |
| 110F | Trail lock pin | | |







J



Open trails

2 3 4 5 6 7 8 9 10 11 12 13 14 15 16 17 18 19 20 21 22 23

K



PARTS LIST



- 111A** Barrel
- 111B** Tube A
- 111C** Tube B
- 111D** Locking tube nut
- 111E** Sleigh
- 111F** Sleigh inner end



- CM** - 3 screws (2x4mm)
- FM** - 6 screws (2x5mm)

A



B






PARTS LIST





- 112A** Recoil cylinder A
- 112B** Recoil cylinder B
- 112C** Trunnion (R)
- 112D** Trunnion (L)
- 112E** Recoil cylinder head
- 112F** Sleigh lock

- 112G** Screw cap
- 112H** Side cover
- 112I** Spring

FM - 4 screws (2x5mm)
RM - 5 screws (1.7x4mm)








PARTS LIST




- 113A Breech (L)
- 113B Breech (R)
- 113C Operating crank
- 113D Operating handle
- 113E Breechblock A
- 113F Breechblock B
- 113G Firing and cocking pin lever
- 113H Operating handle catch

BP - 2 screws (1.5x4mm)
 DM - 3 screws (1.7x4mm)


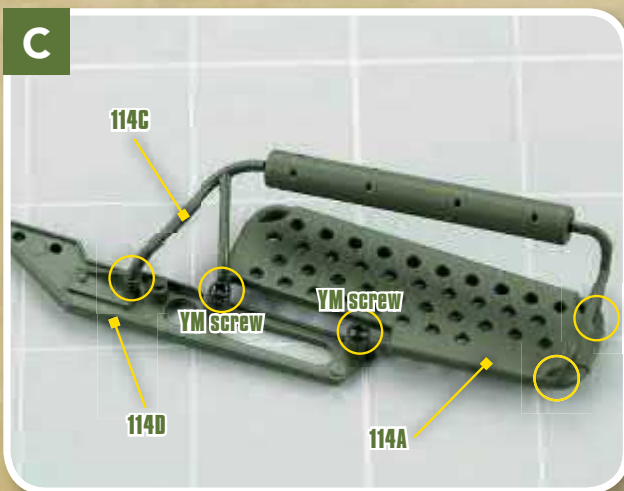



PARTS LIST



- 114A Shoulder guide
- 114B Front brace
- 114C Rear brace
- 114D Shoulder guard support
- 114E Shoulder guide guard A
- 114F Shoulder guide guard B
- 114G Firing lever

AP - 3 screws (1.7x3mm)
 YM - 5 screws (1.7x5mm)







PARTS LIST



- 115A** Carriage connecting plate
- 115B** Top carriage (L)
- 115C** Top carriage (R)
- 115D** Elevating mechanism bracket
- 115E** Connecting rod
- 115F** Bracket




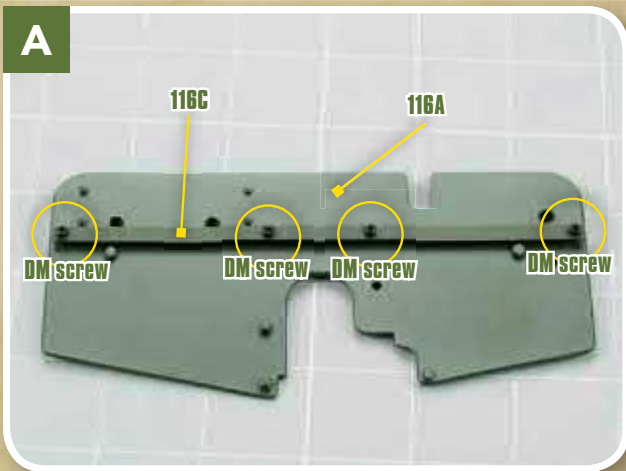
- DM** - 3 screws (1.7x4mm)
- FM** - 2 screws (2x5mm)
- YM** - 3 screws (1.7x5mm)
- ACM** - 2 screws (2x3x5mm)



PARTS LIST



- 116A** Shield
- 116B** Shield braces
- 116C** Camouflage bar
- 116D** Accessory pouch
- CP** - 3 screws (1.7x4mm)
- DM** - 8 screws (1.7x4mm)
- SM** - 4 screws (1.7x3mm)



PARTS LIST



A




- 117A** Elevating piston
- 117B** Traversing lever
- 117C** Elevating mechanism case A
- 117D** Elevating mechanism case B
- 117E** Bracket
- 117F** Traversing mechanism A

- 117G** Traversing cover
- 117H** Traversing mechanism B







- CP** - 2 screws (1.7x4mm)
- SM** - 3 screws (1.7x3mm)
- JM** - 3 screws (1.7x3x5.5mm)

B




C






PARTS LIST




- 118A** Handwheel
- 118B** Elevating controls support
- 118C** Traversing lever support
- 118D** Handwheel grip
- 118E** Gear case A
- 118F** Gear case B
- 118G** Traversing shaft support
- EM** - 2 screws (1.5x3mm)
- SM** - 2 screws (1.7x3mm)
- DM** - 3 screws (1.7x4mm)




D



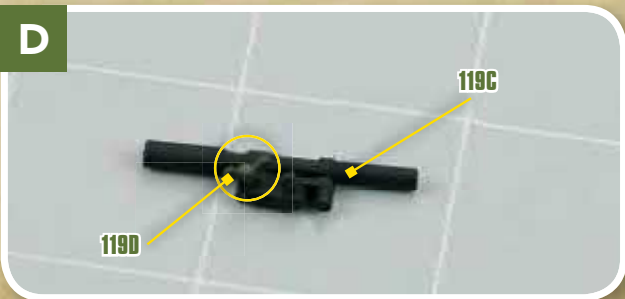


E




PARTS LIST



- 119A Traversing knob
- 119B Coupling rod
- 119C Telescope
- 119D Wing nut
- 119E Traversing lever
- 119F Traversing shaft
- 119G Telescope bracket
- JM - 3 screws (1.7x3x5.5mm)










PARTS LIST



- 120A** Tool case door
- 120B** Tool case
- 120C** Tool case lid
- 120D** 37mm rounds
- PP** - 3 screws (1.2x4mm)
- CP** - 3 screws (1.7x4mm)
- KM** - 2 screws (2x4x5.5mm)





G

Towing configuration



H

Combat configuration




I



The M3 anti-tank gun is complete. You can now couple it to the towing hook of your Willys MB Jeep® model

J


Move the switch lever to ON position to activate lights and sound effects



K



Headlights on













Your Willys MB Jeep® full kit is broken down as follows:

PACK 1	#3, #6, #9, #11-16
PACK 2	#2, #5, #17-24
PACK 3	#10, #26-27, #30
PACK 4	#4, #25, #31-33, #35, #37-39
PACK 5	#34, #40-45, #47-50
PACK 6	#1, #8, #51-59
PACK 7	#28, #46, #60-70
PACK 8	#36, #71-77, #88, #98-99
PACK 9	#7, #78-87, #89
PACK 10	#90-97, #100, #104
PACK 11	#29, #101-103, #105-110
PACK 12	#111-120






Guide to the instructions

This set of step-by-step instructions will enable you to complete the build of your **1:8-scale Willys MB Jeep**, trailer, and anti-tank gun. The only tool you will need is a screwdriver. Most of the steps involve simply screwing or fitting parts together, and the correct screws needed for each step are clearly labelled on the instructional images.

Please note the following:

- Where left and right elements of the same part are supplied, these are listed as (L) and (R).
- Close-up details of steps are framed in yellow.
- You will not be using every part you receive in your shipment in that build section. Keep any parts that are not used aside for use in a later sequence.
- You will receive extra screws with each shipment in case any screws are lost or broken.
- Screws with codes ending in the letter M drive into metal; those ending in the letter P drive into plastic.
- With M screws, first drive the screw in half-way. Then unscrew it to release the shavings created as the screw cuts its thread. Finally, drive the screw fully into the socket. M screws should be tightened so the head makes firm contact with the fixing surface.
- With P screws, do not over-tighten them as they can damage the socket.
- When working with the pre-finished exterior surfaces of the model, work on a soft cloth. This will protect against scratching the paintwork.
- When plugging wires in, ensure the power is switched off.
- Tweezers can be used to fit the PVC cables. In this case, grip carefully around 5mm from the end of the cable. If the end of the cable is too narrow to fit on to the pin, cautiously insert a cocktail stick, being wary not to split the cable.
- Some smaller plastic parts are attached to sprues. You can remove these by hand, or by careful use of a cutting implement such as a scalpel.



Jeep, the Jeep grille and related logos, vehicle model names and trade dress are trademarks of FCA US LLC and used under license by Premium Collectibles ©2022 FCA US LLC.

© IXOCOLLECTIONS SAS
© IXOMODELS

Customer service: contact@ixo-collections.fr

Packaged by: Milanoedit srl, www.milanoedit.com
Model assembly: Enrico Del Prete